

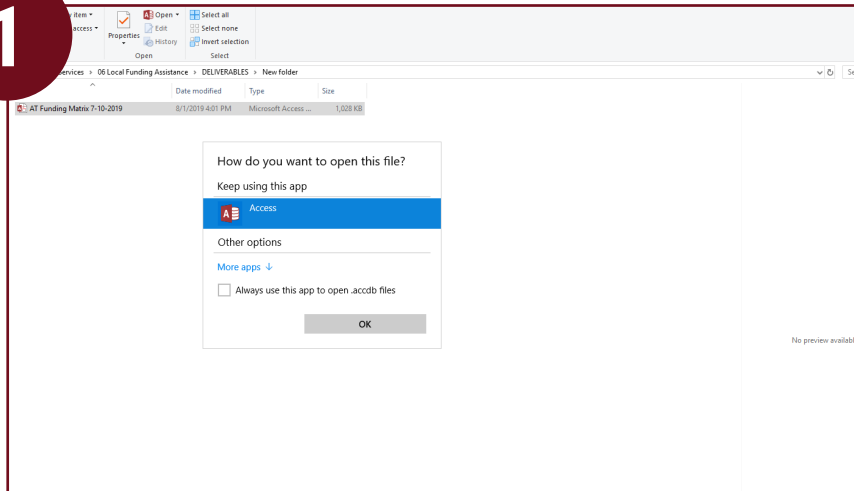
Funding Matrix Instructions



Department
of Health

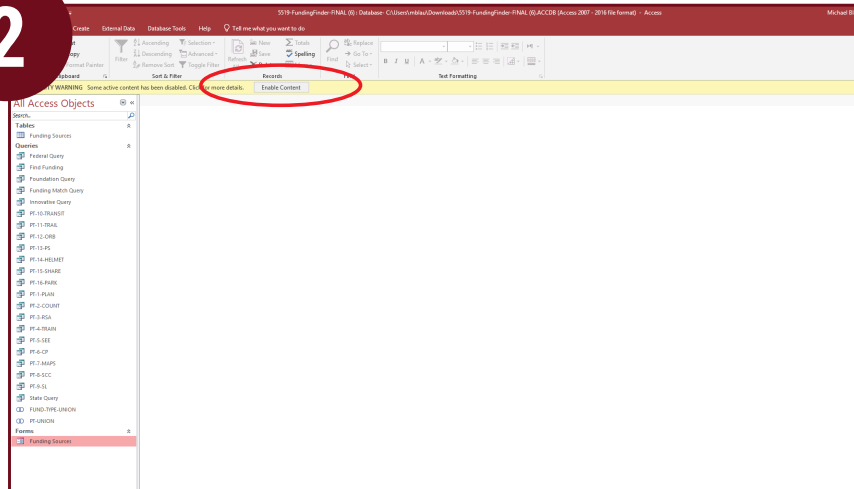


1



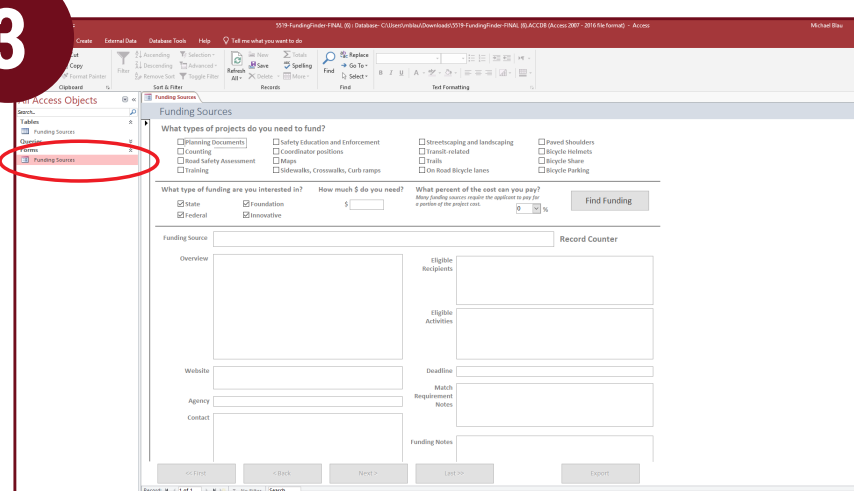
Open the .accdb file with Microsoft Access

2



Click "enable content" on the top. Collapse the Tables and Queries menus.

3



Double click on Funding Sources under Forms.

4

This screenshot shows the 'Find Funding' button highlighted with a red circle. The interface is a web application for finding funding sources. It includes a sidebar with 'Funding Sources' and 'Funding Sources' tabs. The main content area is titled 'What types of projects do you need to fund?' and contains several sections: 'What type of funding are you interested in?' (with checkboxes for State, Federal, and Innovative), 'How much \$ do you need?' (with a text input field for \$200,000), and 'What percent of the cost can you pay?' (with a text input field for 20%). The 'Find Funding' button is located at the bottom right of the main content area. Below the button, there is a section titled 'Highway Safety Improvement Program (HSIP) in Ohio' which provides an overview of the program, including its purpose, eligibility criteria, and contact information. The 'Find Funding' button is highlighted with a red circle.

Input your search criteria in the different fields and click “Find Funding” to see the results.

5

This screenshot shows the 'Next' button highlighted with a red circle. The interface is the same as the previous one, but the 'Find Funding' button is no longer highlighted. The 'Next' button is located at the bottom right of the main content area, below the 'Find Funding' button. The 'Highway Safety Improvement Program (HSIP) in Ohio' section is still visible, providing an overview of the program, including its purpose, eligibility criteria, and contact information. The 'Next' button is highlighted with a red circle.

Click on the “Next” button to page through all the results.