



## PICTURE ACTIVITY—answer key

---


**Draw a line between the two pictures that match:**

*Two identical images of Hank sneezing into tissue  
(top right and bottom left illustration)*



**Put the pictures in order by numbering them:**



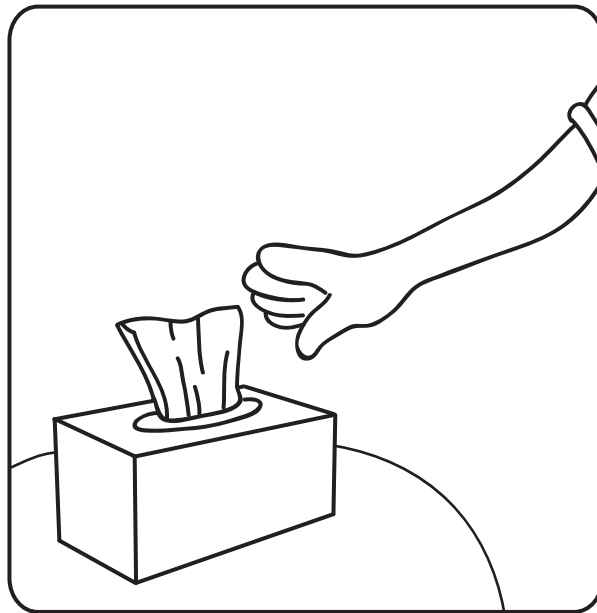
- 1—Haley getting ready to sneeze, tissue box beside her
- 2—Haley sneezing into tissue
- 3—Haley throwing tissue away






## HOW TO COVER YOUR COUGHS AND SNEEZES—answer key

**Hannah covering her sneeze with a tissue:**






# HELP HANNAH FIND HER CAPE-ANSWER KEY






# HELP HANK THROW HIS TISSUE AWAY-ANSWER KEY






## WORD SEARCH—answer key



**COLDS  
COUGH  
ELBOW  
FLU  
GERMS  
HAND  
HEALTHY  
SICK**

**SLEEVE  
SNEEZE  
SOAP  
TISSUE  
WARM  
WASH  
WATER**




### **NOTE TO TEACHER:**

Virus is not listed but might be found for some bonus points.



## WORD SEARCH—answer key



ANTIBIOTIC  
BACTERIA  
COLDS  
COUGH  
DOCTOR  
ELBOW  
GERMS

HAND  
HEALTHY  
INFLUENZA  
SICK  
SLEEVE  
SNEEZE  
SOAP



TISSUE  
VIRUS  
WARM  
WASHING  
WATER





## BIG WORDS, LITTLE WORDS—ANSWER KEY

---

How many little words can you make out of the big word **INFLUENZA**?

a, ail, an, annul, fail, fan, file, fin, final, fine, flan, flea, flu, flue, fuel, fun, in, inn, lane, lean, lie, lien, life, line, nail, nil, nine, zeal, Zen

How many little words can you make out of the big word **BACTERIA**?

a, at, ace, act, air, art, ate, bait, bar, bare, bat, bear, beat, bet, bit, bite, cab, car, cart, cat, cater, crab, crate, crib, ear, eat, ire, race, rat, rate, react, rib, rice, tab, tac, tar, tea, tear, tic, trace




# FUN WITH STICKERS—ANSWER KEY

---

How healthy are their hands? Put the correct hand sticker in the circle.



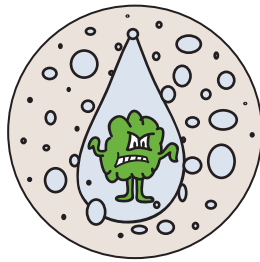
Germy Hands





Clean Hands

---

Which two go together? Put its pair in the circle.



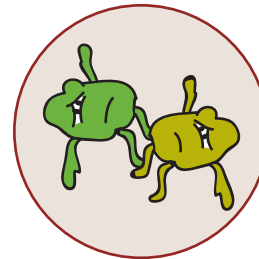

Catching Germs




Live Germs

---

Which are the opposites? Put the sticker in the circle.



Dead Germs



Not Catching Germs



Healthy Henry





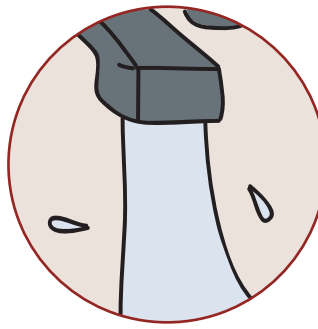
## FUN WITH STICKERS—answer key

Put the stickers in the circles for healthy math.



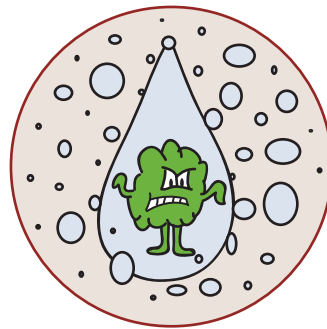
Soap

+




Water

=



Sneeze Droplets

+



=



Sick Kid



+



Catching Germs

=





## WORD SCRAMBLE—ANSWER KEY

---

1. srivu \_\_\_\_\_ **VIRUS**
2. evlese \_\_\_\_\_ **SLEEVE**
3. gohuc \_\_\_\_\_ **COUGH**
4. dhna sgiwhna \_\_\_\_\_ **HAND WASHING**
5. tricabae \_\_\_\_\_ **BACTERIA**
6. sldoc \_\_\_\_\_ **COLDS**
7. zesene \_\_\_\_\_ **SNEEZE**
8. stisue \_\_\_\_\_ **TISSUE**
9. lteahyh \_\_\_\_\_ **HEALTHY**
10. ksci \_\_\_\_\_ **SICK**
11. merg \_\_\_\_\_ **GERM**
12. wlboe \_\_\_\_\_ **ELBOW**

### WORD BANK

---

healthy  
colds  
cough

sneeze  
virus  
elbow

tissue  
germ  
hand washing

sleeve  
sick  
bacteria



## FILL IN THE BLANK—ANSWER KEY


- 1 Coughing and sneezing release **GERMS** into the air.
- 2 You can safely catch your sneeze or cough in your **\*ELBOW OR SLEEVE**.
- 3 Wash your **HANDS** and surfaces often.
- 4 Wash your hands with **SOAP** and warm water.
- 5 Cover your mouth with a/an **\*ELBOW, TISSUE OR HAND** when you cough or sneeze.
- 6 If you don't want to catch a cold or the flu, **WASH** your hands often.
- 7 After you use a tissue, put it in the **TRASH**.
- 8 If you cough or sneeze into your hands, **WASH** with soap and water.

### WORD BANK

wash  
hand  
trash

tissue  
germs  
hands

soap  
sleeve  
elbow




### \*NOTE TO TEACHER:

Using your elbow or sleeve is the safest and most effective way to cover coughs and sneezes, but hand and tissues are OK so long as the necessary follow-on steps are discussed.

- If you cough or sneeze into your hands, they must be washed with soap and water immediately afterward.
- If you cough or sneeze into a tissue, the used tissue must be thrown away afterward. It should not be saved for another use or left where others are exposed to the germs.



# HEALTHY HANK CROSSWORD PUZZLE-ANSWER KEY



## ACROSS

- 3. Type of drug used to kill bacteria, but not viruses
- 5. Blow your nose into
- 8. Antibiotics kill this
- 10. A person who cares for the sick
- 12. Not sick

## DOWN

- 1. Medical term for the flu
- 2. These can cause disease
- 4. Physician
- 6. Do this with warm water for 20 seconds or more
- 7. Every time you do this you send millions of germs into the air from your nose and mouth
- 9. Every time you do this you send millions of germs into the air from your mouth
- 11. Use this with water to clean your hands