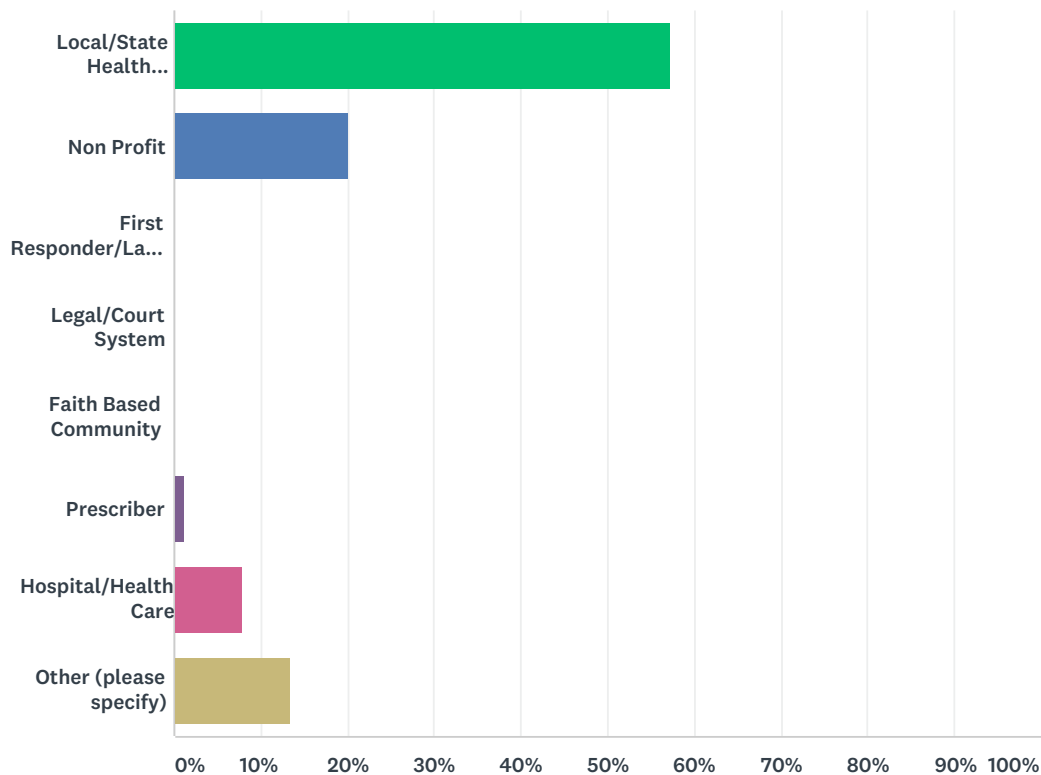


Q1 Which sector do you represent?

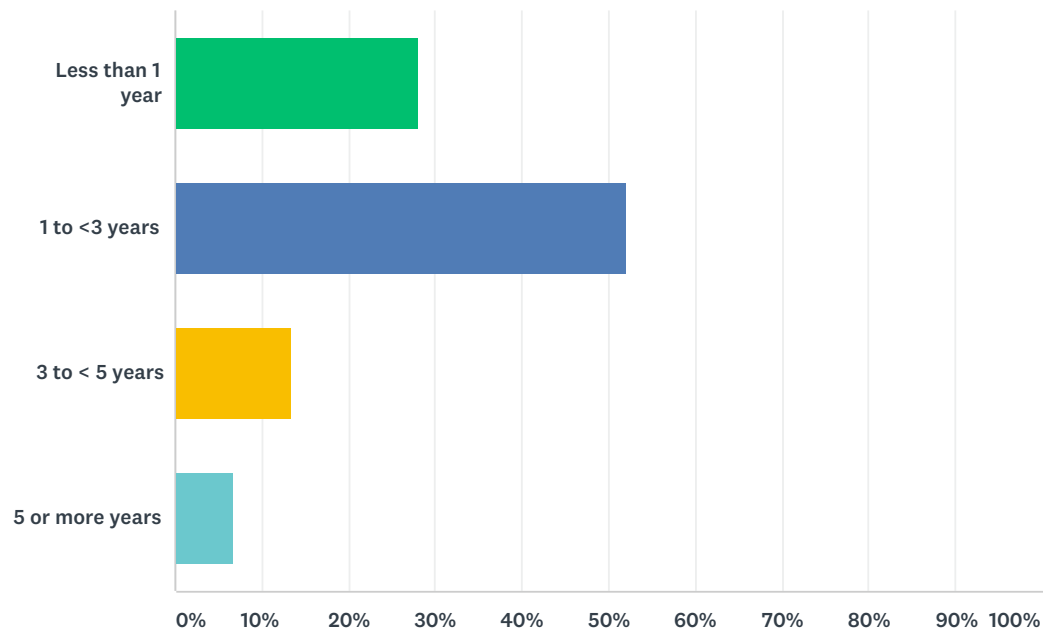
Answered: 75 Skipped: 0



ANSWER CHOICES	RESPONSES	
Local/State Health Department	57.33%	43
Non Profit	20.00%	15
First Responder/Law Enforcement	0.00%	0
Legal/Court System	0.00%	0
Faith Based Community	0.00%	0
Prescriber	1.33%	1
Hospital/Health Care	8.00%	6
Other (please specify)	13.33%	10
TOTAL		75

Q2 How long have you been involved in PDAAG?

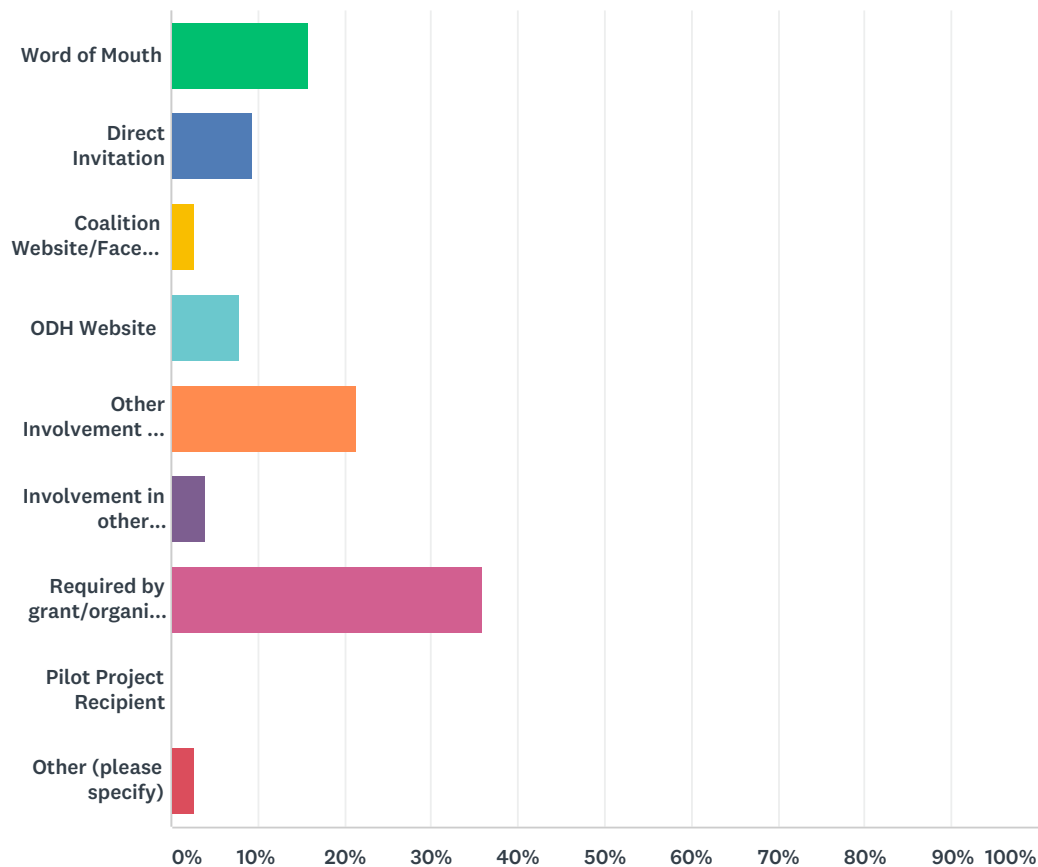
Answered: 75 Skipped: 0



ANSWER CHOICES		RESPONSES	
Less than 1 year		28.00%	21
1 to <3 years		52.00%	39
3 to < 5 years		13.33%	10
5 or more years		6.67%	5
TOTAL			75

Q3 How did you first learn about PDAAG?

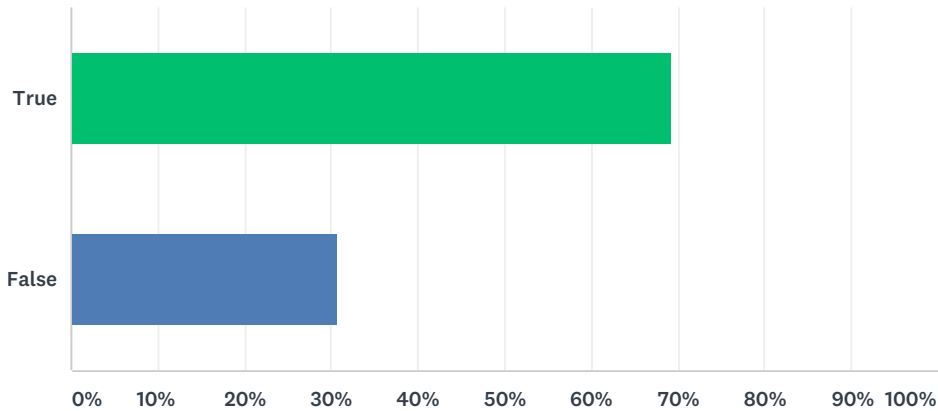
Answered: 75 Skipped: 0



ANSWER CHOICES	RESPONSES	
Word of Mouth	16.00%	12
Direct Invitation	9.33%	7
Coalition Website/Facebook Page	2.67%	2
ODH Website	8.00%	6
Other Involvement in Ohio Injury Prevention Partnership (OIPP)	21.33%	16
Involvement in other groups/coalitions.	4.00%	3
Required by grant/organization	36.00%	27
Pilot Project Recipient	0.00%	0
Other (please specify)	2.67%	2
TOTAL		75

Q4 I was adequately oriented to PDAAG.

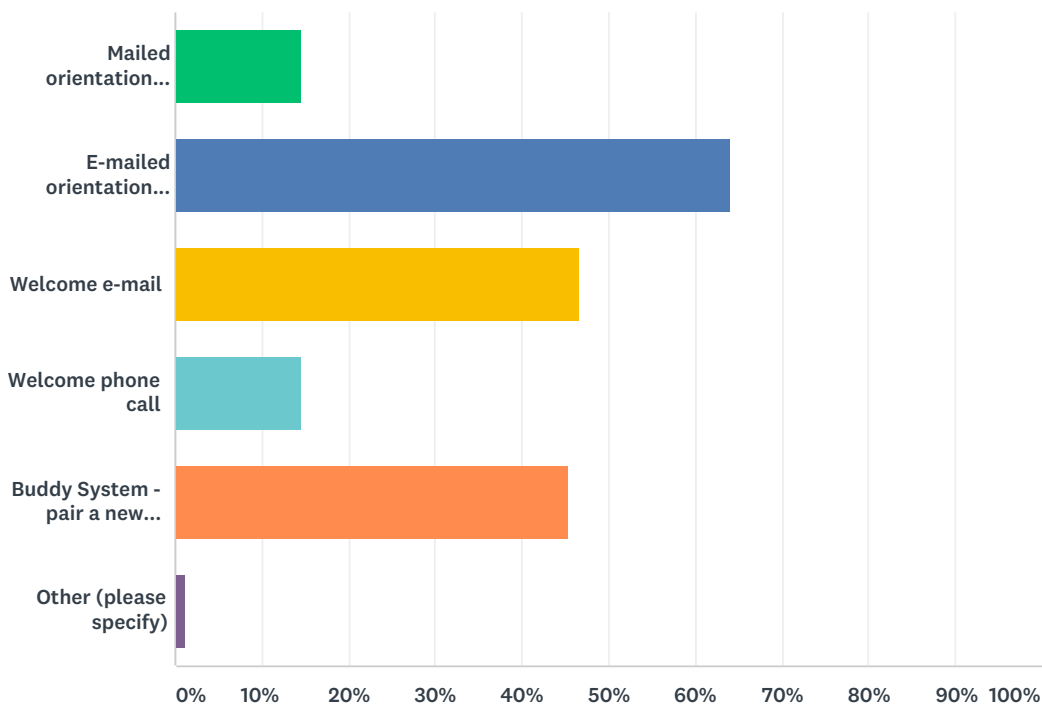
Answered: 75 Skipped: 0



ANSWER CHOICES		RESPONSES	
True		69.33%	52
False		30.67%	23
TOTAL			75

Q5 How could PDAAG best orient new members?

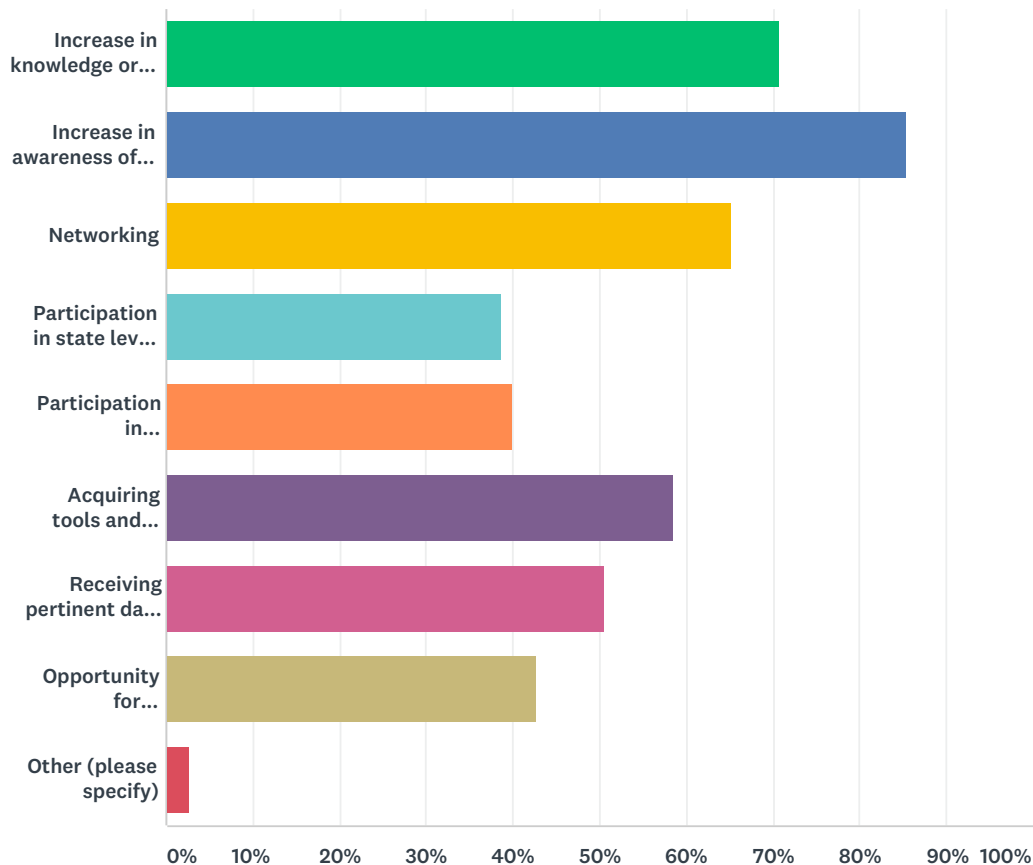
Answered: 75 Skipped: 0



ANSWER CHOICES	RESPONSES	
Mailed orientation packet	14.67%	11
E-mailed orientation packet	64.00%	48
Welcome e-mail	46.67%	35
Welcome phone call	14.67%	11
Buddy System - pair a new member with an experienced member	45.33%	34
Other (please specify)	1.33%	1
Total Respondents: 75		

Q6 What benefits do you receive from being a member of PDAAG? (Select all that apply)

Answered: 75 Skipped: 0



ANSWER CHOICES	RESPONSES	
Increase in knowledge or skills	70.67%	53
Increase in awareness of available resources and opportunities	85.33%	64
Networking	65.33%	49
Participation in state level projects	38.67%	29
Participation in training/events	40.00%	30
Acquiring tools and resources for my local community.	58.67%	44
Receiving pertinent data concerning my priority area.	50.67%	38
Opportunity for funding/pilot projects.	42.67%	32
Other (please specify)	2.67%	2
Total Respondents: 75		

Q7 Which stakeholders are missing from PDAAG?

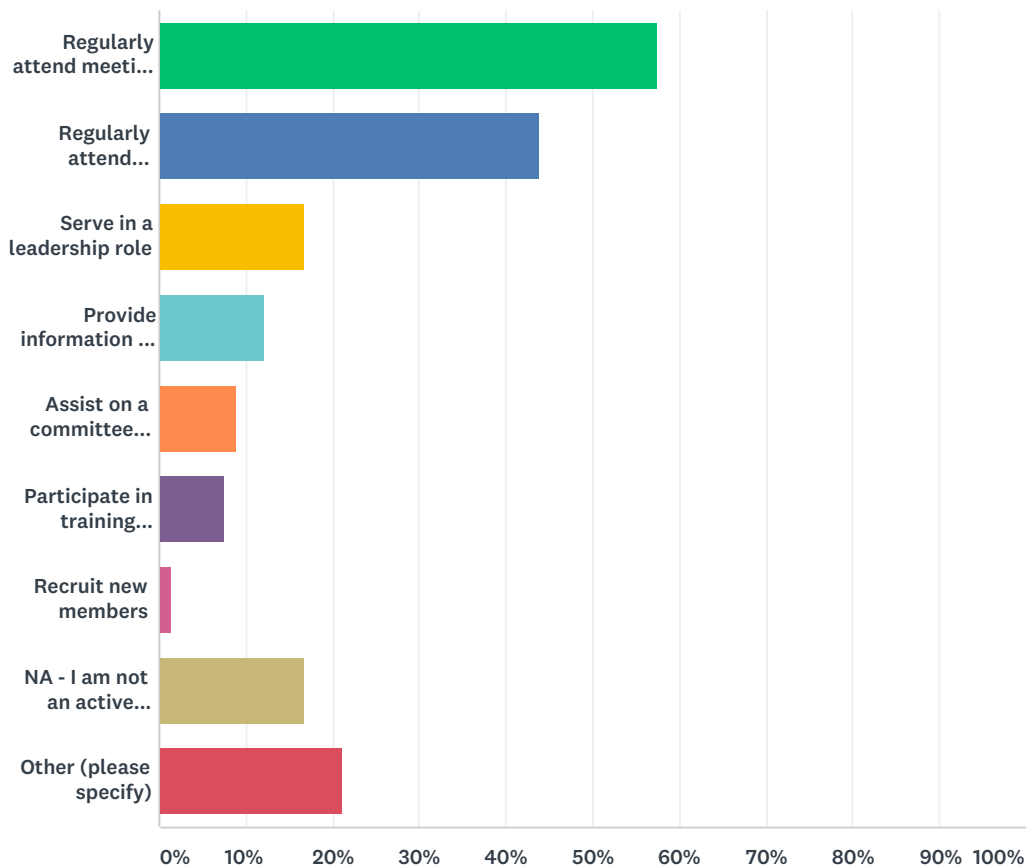
Answered: 42 Skipped: 33

Q8 What suggestions do you have for increasing membership?

Answered: 31 Skipped: 44

Q9 What is your current role/status within PDAAG?

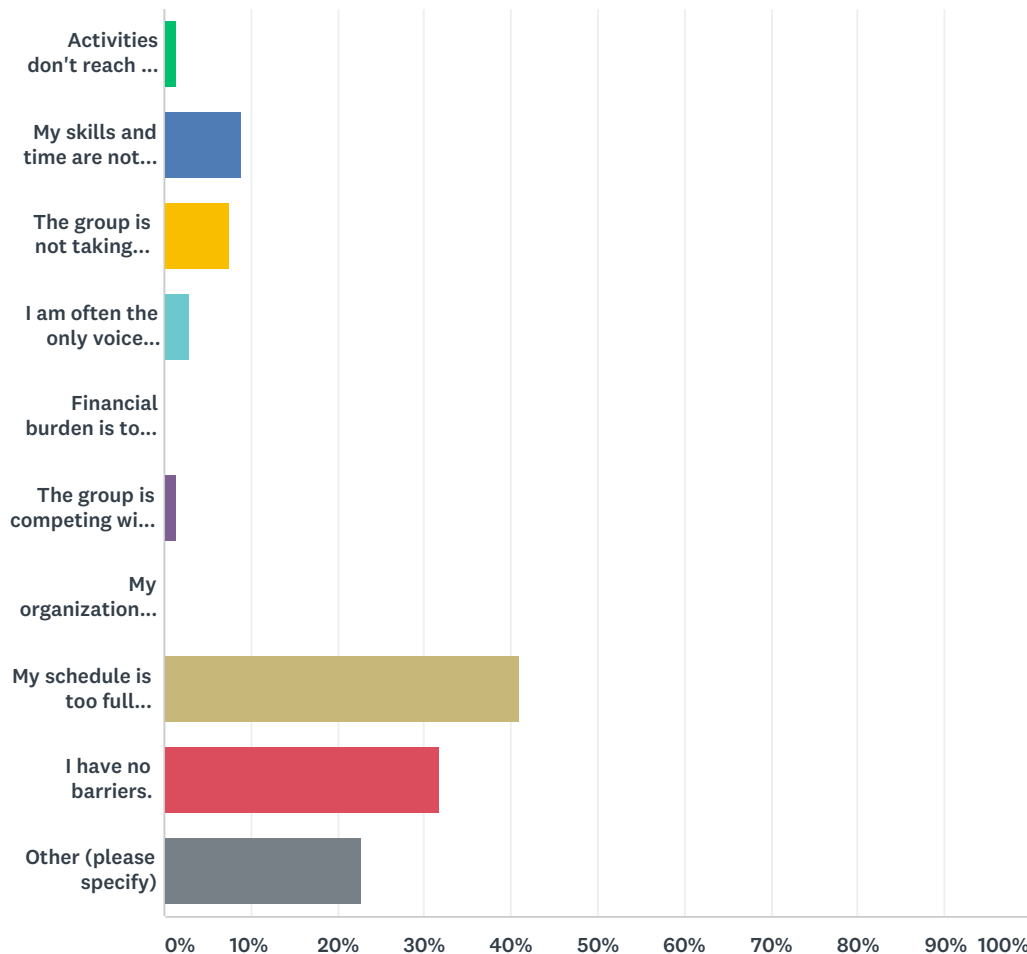
Answered: 66 Skipped: 9



ANSWER CHOICES	RESPONSES	
Regularly attend meetings (in person)	57.58%	38
Regularly attend committee conference calls	43.94%	29
Serve in a leadership role	16.67%	11
Provide information to share with the group	12.12%	8
Assist on a committee project (white paper development, etc)	9.09%	6
Participate in training offered	7.58%	5
Recruit new members	1.52%	1
NA - I am not an active member	16.67%	11
Other (please specify)	21.21%	14
Total Respondents: 66		

Q10 Which barriers affect your participation in PDAAG (including meetings, conference calls and projects)?

Answered: 66 Skipped: 9



ANSWER CHOICES	RESPONSES	
Activities don't reach my community.	1.52%	1
My skills and time are not used well.	9.09%	6
The group is not taking meaningful action.	7.58%	5
I am often the only voice representing my viewpoint.	3.03%	2
Financial burden is too high.	0.00%	0
The group is competing with my organization.	1.52%	1
My organization doesn't support my involvement.	0.00%	0
My schedule is too full already.	40.91%	27
I have no barriers.	31.82%	21
Other (please specify)	22.73%	15

Total Respondents: 66	
-----------------------	--

Q11 What topics, types of presentations, or trainings would you find valuable for in person meetings?

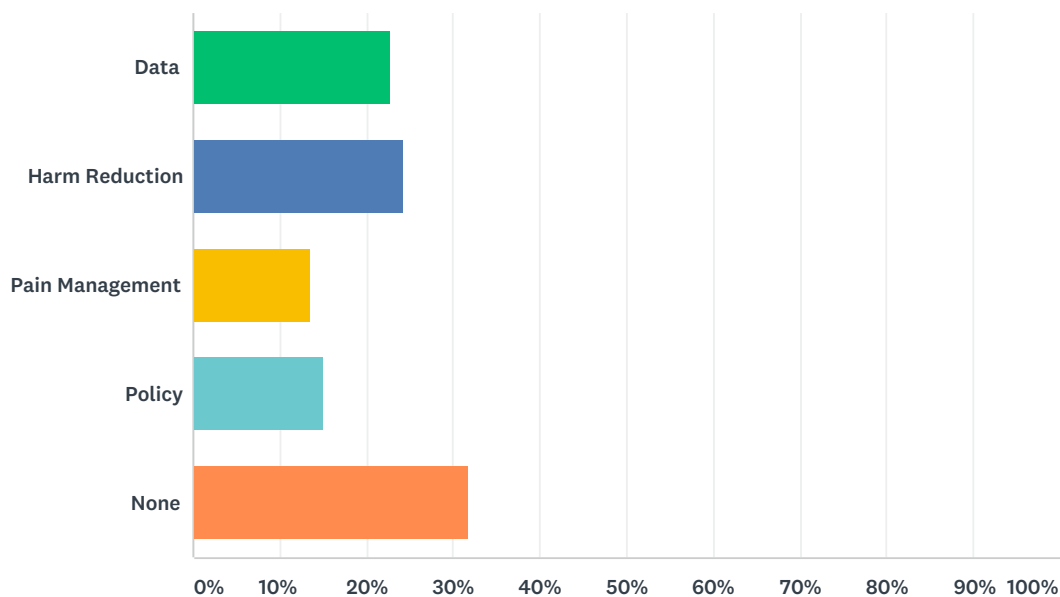
Answered: 32 Skipped: 43

Q12 What suggestions do you have for improving in person meetings?

Answered: 26 Skipped: 49

Q13 Which committees are you currently active in (you may select more than one)

Answered: 66 Skipped: 9



ANSWER CHOICES	RESPONSES	
Data	22.73%	15
Harm Reduction	24.24%	16
Pain Management	13.64%	9
Policy	15.15%	10
None	31.82%	21
Total Respondents: 66		

Q14 What suggestions do you have for improving committee conference calls?

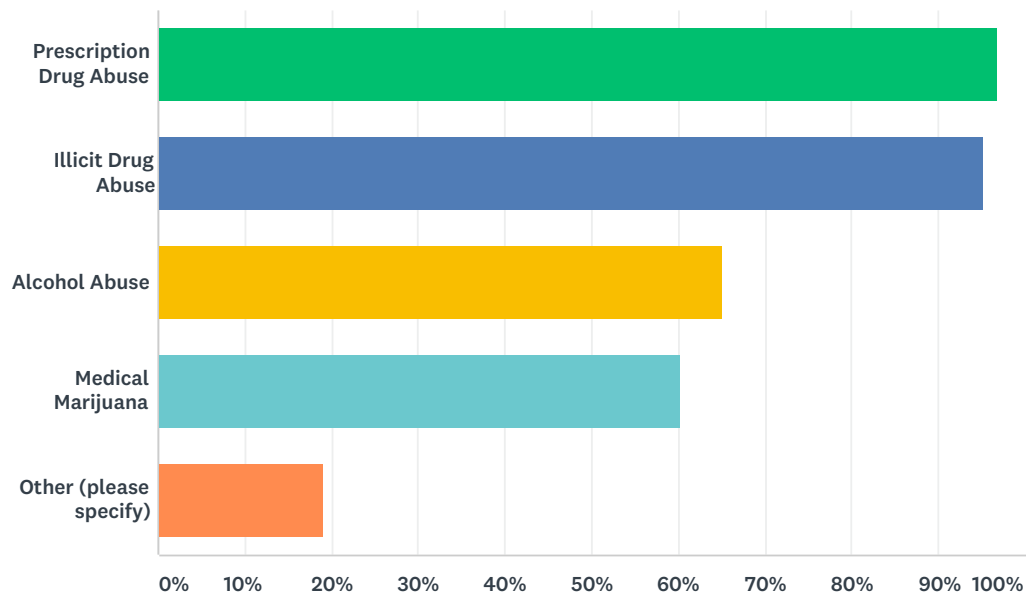
Answered: 30 Skipped: 45

Q15 What data would benefit your work?

Answered: 32 Skipped: 43

Q16 PDAAG's scope of work should include:

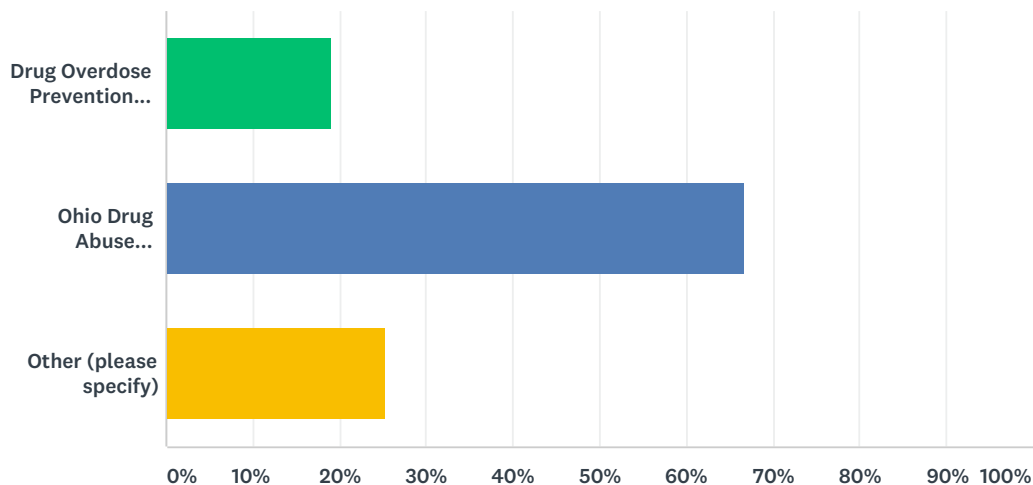
Answered: 63 Skipped: 12



ANSWER CHOICES	RESPONSES	
Prescription Drug Abuse	96.83%	61
Illicit Drug Abuse	95.24%	60
Alcohol Abuse	65.08%	41
Medical Marijuana	60.32%	38
Other (please specify)	19.05%	12
Total Respondents: 63		

Q17 Change the name Prescription Drug Abuse Action Group (PDAAG) to:

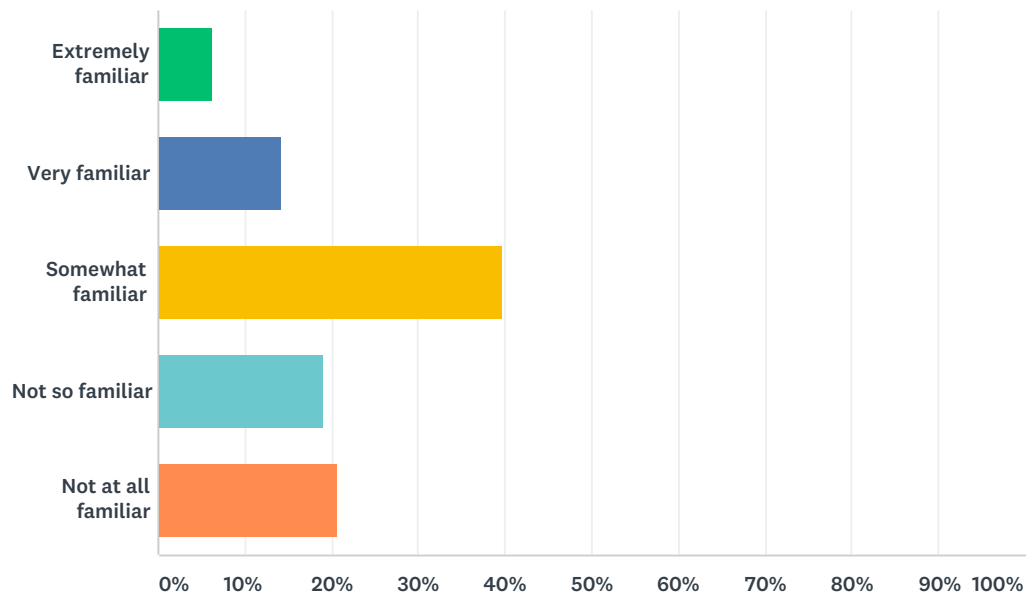
Answered: 63 Skipped: 12



ANSWER CHOICES	RESPONSES	
Drug Overdose Prevention (DOP)	19.05%	12
Ohio Drug Abuse Prevention (ODAP)	66.67%	42
Other (please specify)	25.40%	16
Total Respondents: 63		

Q18 How familiar are you with the 2017-2021 PDAAG Strategic Plan?

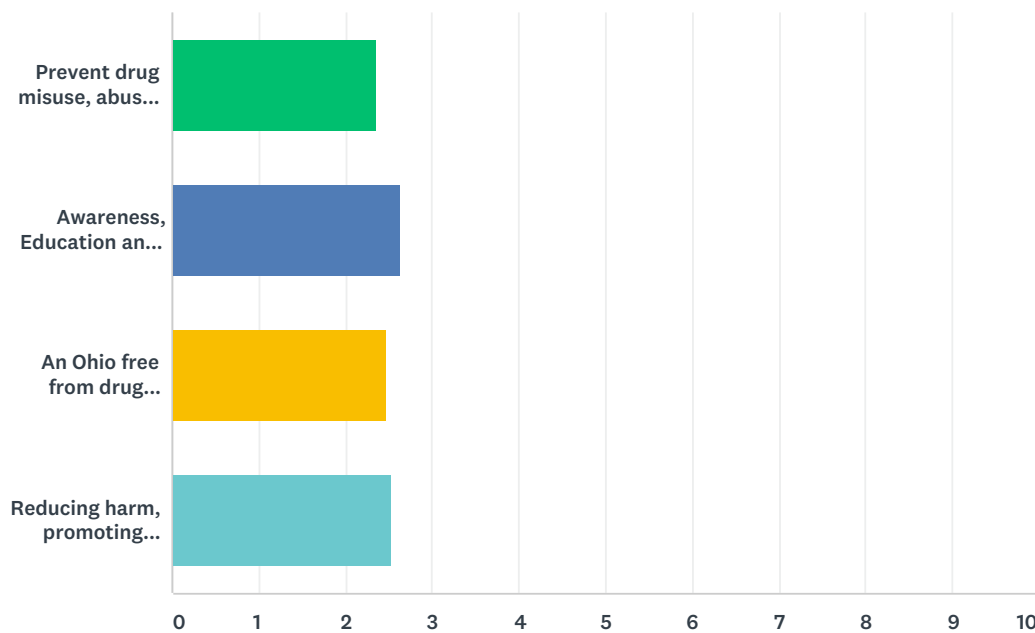
Answered: 63 Skipped: 12



ANSWER CHOICES	RESPONSES	
Extremely familiar	6.35%	4
Very familiar	14.29%	9
Somewhat familiar	39.68%	25
Not so familiar	19.05%	12
Not at all familiar	20.63%	13
TOTAL		63

Q19 The PDAAG Vision should be:

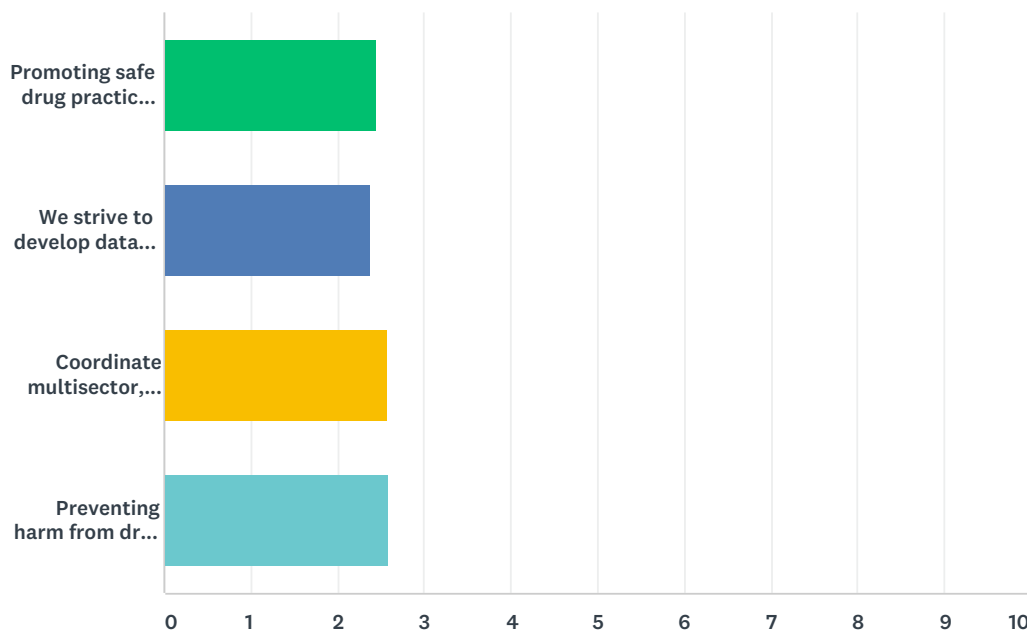
Answered: 63 Skipped: 12



	1	2	3	4	TOTAL	SCORE
Prevent drug misuse, abuse and overdose.	11.11% 7	31.75% 20	39.68% 25	17.46% 11	63	2.37
Awareness, Education and Collaboration for Drug Overdose Prevention in the State of Ohio.	28.57% 18	25.40% 16	26.98% 17	19.05% 12	63	2.63
An Ohio free from drug misuse, abuse, overdose, and death.	30.16% 19	20.63% 13	14.29% 9	34.92% 22	63	2.46
Reducing harm, promoting health, improving lives.	30.16% 19	22.22% 14	19.05% 12	28.57% 18	63	2.54

Q20 The PDAAG Mission should be:

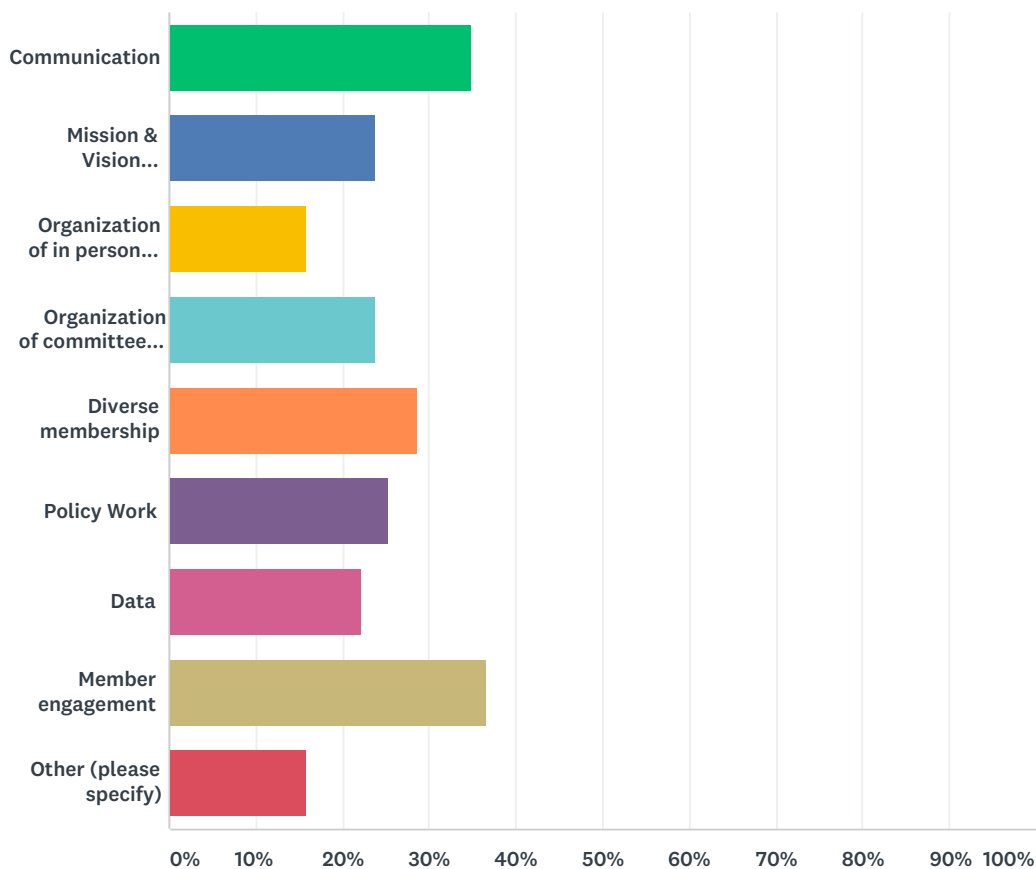
Answered: 63 Skipped: 12



	1	2	3	4	TOTAL	SCORE
Promoting safe drug practices through communication and collaboration with Ohio organizations, agencies, and individuals.	12.70% 8	38.10% 24	30.16% 19	19.05% 12	63	2.44
We strive to develop data informed solutions that influence policy development, promote harm reduction, and provide education & awareness of pain management through collaborative efforts to create healthy communities in the State of Ohio.	22.22% 14	23.81% 15	23.81% 15	30.16% 19	63	2.38
Coordinate multisector, statewide efforts to prevent drug overdose deaths and stigma through the utilization of data to inform policy, education, and interventions.	33.33% 21	14.29% 9	28.57% 18	23.81% 15	63	2.57
Preventing harm from drug misuse, abuse, and overdose through collaboration with Ohio communities.	31.75% 20	23.81% 15	17.46% 11	26.98% 17	63	2.60

Q21 Please identify areas of improvement:

Answered: 63 Skipped: 12



ANSWER CHOICES	RESPONSES	
Communication	34.92%	22
Mission & Vision statement	23.81%	15
Organization of in person meetings	15.87%	10
Organization of committee conference calls	23.81%	15
Diverse membership	28.57%	18
Policy Work	25.40%	16
Data	22.22%	14
Member engagement	36.51%	23
Other (please specify)	15.87%	10
Total Respondents: 63		

Q22 How would you make these improvements?

Answered: 63 Skipped: 12

Q23 Is there anything else we should know?

Answered: 24 Skipped: 51