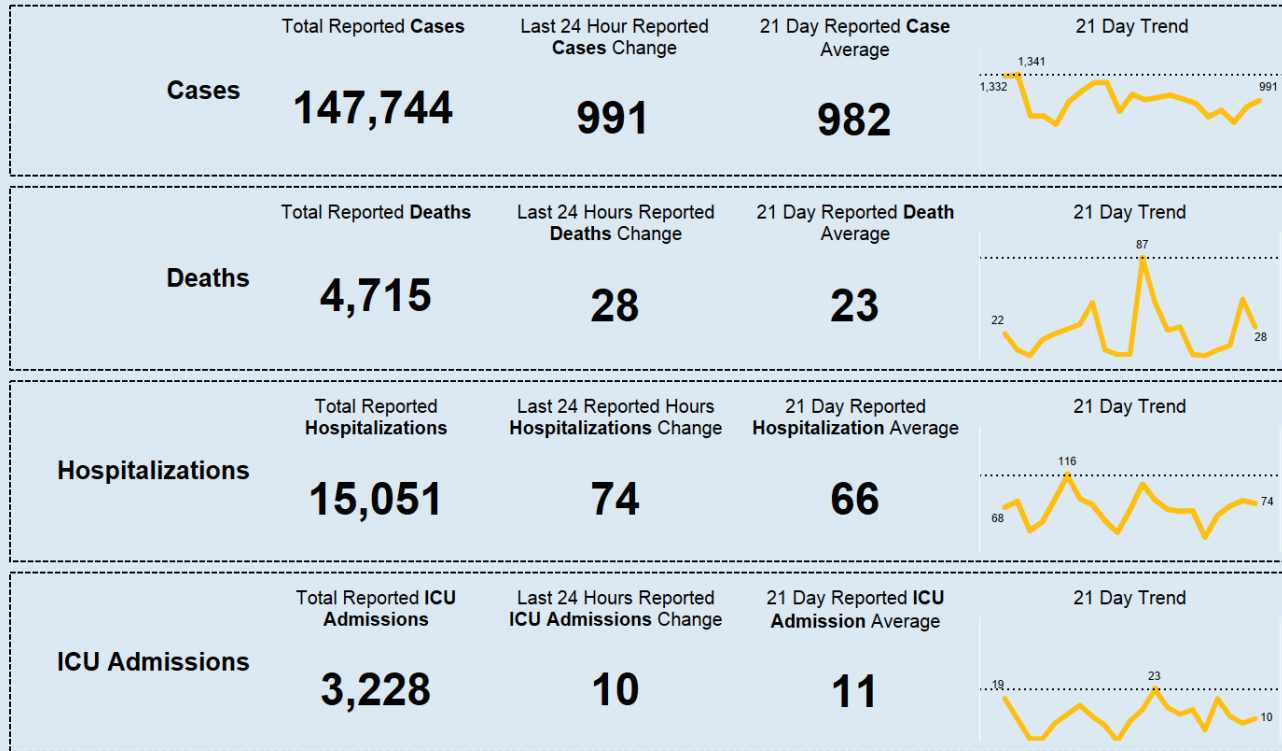


COVID - 19 | Key Indicators

Last Updated: 09-24-20



All dates are based when an indicator is reported and will not match data in other COVID-19 dashboards provided by the Ohio Department of Health. All other dashboards are based on onset date, date of hospitalization, or date of death.

Note: Totals include Confirmed and CDC Expanded Case Definition (Probable)



Department of Health

All 88 Ohio Counties Ranked by Highest Occurrence COVID-19 Cases

The 14-day period used for this table covers data from Sept. 9 to Sept. 22. The data were pulled on Sept. 23 and exclude incarcerated individuals.

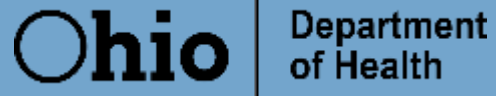
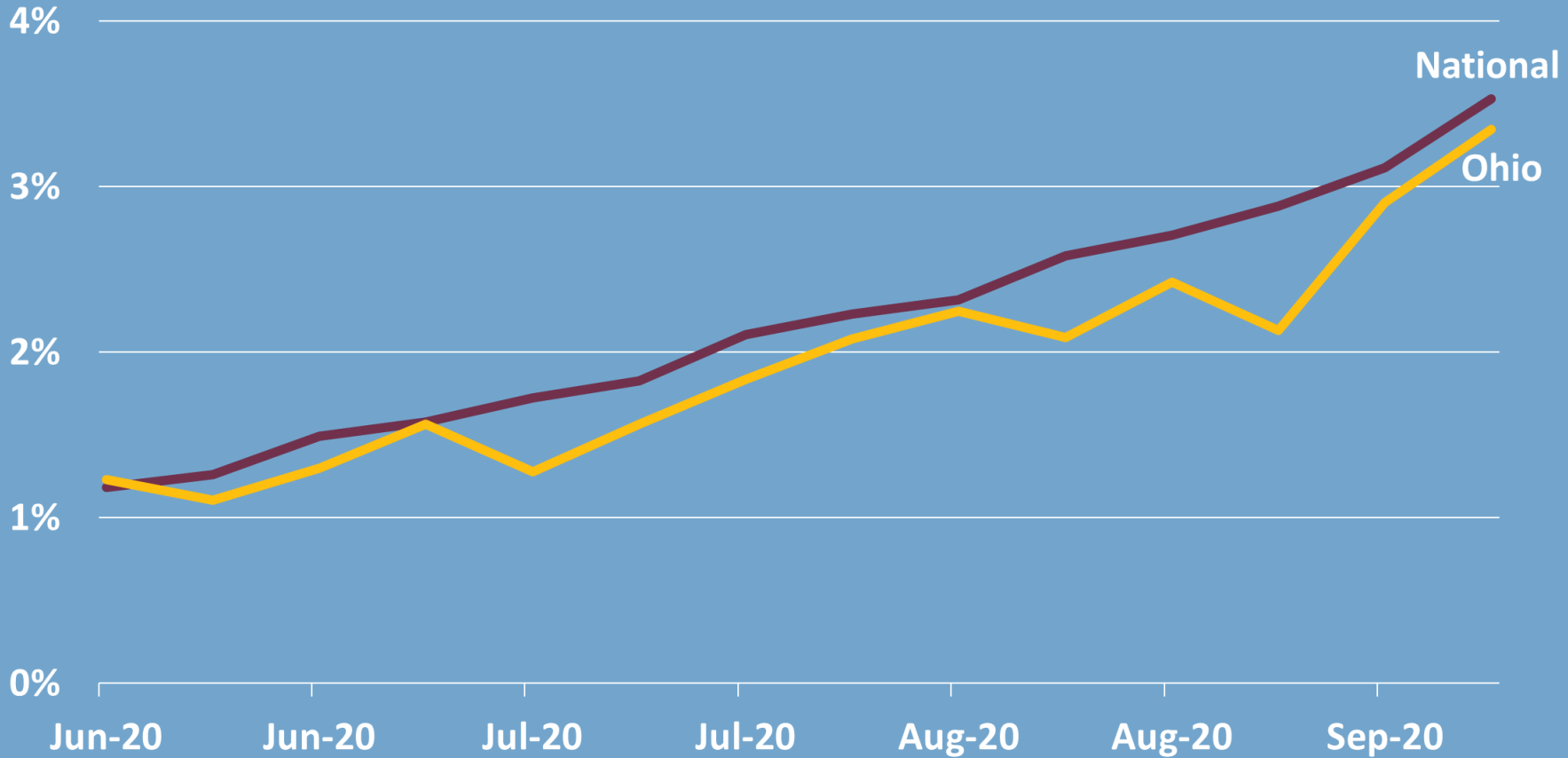
COUNTY	Cases Per 100K (9/9 to 9/22)	Case Count (9/9 to 9/22)	POPULATION	COUNTY	Cases Per 100K (9/9 to 9/22)	Case Count (9/9 to 9/22)	POPULATION	COUNTY	Cases Per 100K (9/9 to 9/22)	Case Count (9/9 to 9/22)	POPULATION	COUNTY	Cases Per 100K (9/9 to 9/22)	Case Count (9/9 to 9/22)	POPULATION
Mercer	257.5	106	41,172	Erie	86.2	64	74,266	Summit	56.6	306	541,013	Wayne	32.0	37	115,710
Putnam	239.2	81	33,861	Pickaway	85.5	50	58,457	Preble	56.3	23	40,882	Madison	31.3	14	44,731
Shelby	189.3	92	48,590	Scioto	85.0	64	75,314	Cuyahoga	54.6	674	1,235,072	Clinton	31.0	13	41,968
Athens	182.2	119	65,327	Clerk	83.5	112	134,083	Champaign	54.0	21	38,885	Ashtabula	29.8	29	97,241
Pike	176.4	49	27,772	Hancock	81.8	62	75,783	Stark	53.2	197	370,606	Monroe	29.3	4	13,654
Lawrence	168.2	100	59,463	Clermont	80.4	166	206,428	Huron	48.1	28	58,266	Highland	27.8	12	43,161
Miami	144.9	155	106,987	Allen	80.1	82	102,351	Lake	47.8	110	230,149	Washington	26.7	16	59,911
Darke	142.8	73	51,113	Paulding	75.0	14	18,672	Fulton	47.5	20	42,126	Lorain	25.2	78	309,833
Wood	136.8	179	130,817	Lucas	74.2	318	428,348	Wyandot	45.9	10	21,772	Holmes	25.0	11	43,960
Butler	131.3	503	383,134	Union	72.9	43	58,988	Crawford	45.8	19	41,494	Trumbull	24.8	49	197,974
Jackson	129.6	42	32,413	Fairfield	72.3	114	157,574	Morrow	45.3	16	35,328	Sandusky	23.9	14	58,518
Delaware	128.6	269	209,177	Defiance	70.9	27	38,087	Ross	43.0	33	76,666	Belmont	23.9	16	67,006
Montgomery	123.0	654	531,687	Williams	70.9	26	36,692	Jefferson	42.9	28	65,325	Columbiana	23.6	24	101,883
Auglaize	122.7	56	45,656	Medina	69.2	25	36,134	Perry	42.8	77	179,746	Van Wert	21.2	6	28,275
Franklin	121.4	1,598	1,316,756	Ashland	67.3	36	53,484	Muskingum	41.8	36	86,215	Noble	20.8	3	14,424
Greene	113.7	192	168,937	Brown	66.8	29	43,432	Fayette	38.6	11	28,525	Knox	19.3	12	62,322
Harrison	106.4	16	15,040	Portage	66.5	108	162,466	Tuscarawas	35.9	33	91,987	Carroll	18.6	5	26,914
Seneca	105.1	58	55,178	Gallia	63.5	19	29,898	Mahoning	35.9	82	228,683	Hocking	17.7	5	28,264
Henry	103.7	28	27,006	Licking	61.6	109	176,862	Hardin	35.1	11	31,365	Morgan	13.8	2	14,508
Warren	103.2	242	234,602	Logan	59.1	27	45,672	Guernsey	33.4	13	38,875	Ottawa	12.3	5	40,525
Adams	93.9	26	27,698	Marion	58.4	38	65,093	Geauga	33.1	31	93,649	Coshocton	10.9	4	36,600
Hamilton	93.2	762	817,473	Meigs	56.8	13	22,907	Richland	33.0	40	121,154	Vinton	7.6	1	13,085

Top 20 Ohio Counties Ranked by Highest Occurrence COVID-19 Cases

The 14-day period used for this table covers data from Sept. 9 to Sept. 22. The data were pulled on Sept. 23 and exclude incarcerated individuals.

COUNTY	Cases Per 100K (9/9 to 9/22)	Case Count (9/9 to 9/22)	POPULATION
Mercer	257.5	106	41,172
Putnam	239.2	81	33,861
Shelby	189.3	92	48,590
Athens	182.2	119	65,327
Pike	176.4	49	27,772
Lawrence	168.2	100	59,463
Miami	144.9	155	106,987
Darke	142.8	73	51,113
Wood	136.8	179	130,817
Butler	131.3	503	383,134
Jackson	129.6	42	32,413
Delaware	128.6	269	209,177
Montgomery	123.0	654	531,687
Auglaize	122.7	56	45,656
Franklin	121.4	1,598	1,316,756
Greene	113.7	192	168,937
Harrison	106.4	16	15,040
Seneca	105.1	58	55,178
Henry	103.7	28	27,006
Warren	103.2	242	234,602

COVID-19 | Weekly Antibody Positivity, US and Ohio



Source: American Red Cross. Data as of: 9/19/2020

Ohio Public Health Advisory System

LEVEL 1

Public Emergency

Active exposure and spread.

LEVEL 2

Public Emergency

Increased exposure and spread.

LEVEL 3

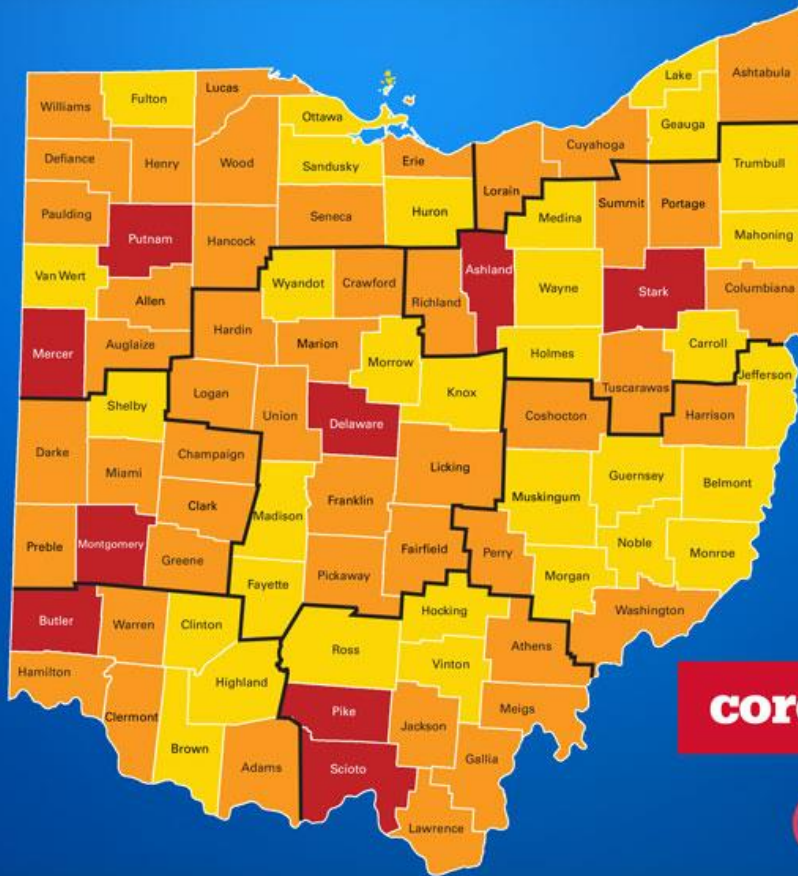
Public Emergency

Very high exposure and spread.

LEVEL 4

Public Emergency

Severe exposure and spread.



As of
9/24/2020

coronavirus.ohio.gov



Department
of Health