

All 88 Ohio Counties Ranked by Highest Occurrence

COVID-19 Cases

Statewide Average: 58.3

The 14-day period used for this table covers data from May 19 to June 1. The data were pulled on June 2 and exclude incarcerated individuals. Shaded counties meet the Centers for Disease Control and Prevention definition of "high incidence" of COVID-19.

COUNTY	Cases Per 100K (05/19 to 06/01)	Case Count (05/19 to 06/01)	POPULATION	COUNTY	Cases Per 100K (05/19 to 06/01)	Case Count (05/19 to 06/01)	POPULATION	COUNTY	Cases Per 100K (05/19 to 06/01)	Case Count (05/19 to 06/01)	POPULATION	COUNTY	Cases Per 100K (05/19 to 06/01)	Case Count (05/19 to 06/01)	POPULATION
Monroe	161.1	22	13,654	Marion	66.1	43	65,093	Gallia	50.2	15	29,898	Crawford	36.1	15	41,494
Harrison	139.6	21	15,040	Lake	61.7	142	230,149	Williams	49.1	18	36,692	Huron	36.0	21	58,266
Mahoning	117.2	268	228,683	Auglaize	61.3	28	45,656	Hardin	47.8	15	31,365	Licking	35.1	62	176,862
Lawrence	102.6	61	59,463	Fairfield	60.9	96	157,574	Clinton	47.7	20	41,968	Greene	34.9	59	168,937
Ashtabula	98.7	96	97,241	Franklin	60.5	797	1,316,756	Adams	46.9	13	27,698	Noble	34.7	5	14,424
Champaign	97.7	38	38,885	Richland	60.3	73	121,154	Hocking	46.0	13	28,264	Jackson	33.9	11	32,413
Belmont	85.1	57	67,006	Miami	59.8	64	106,987	Geauga	45.9	43	93,649	Union	33.9	20	58,988
Cuyahoga	83.4	1,030	1,235,072	Morrow	59.4	21	35,328	Brown	43.7	19	43,432	Madison	33.5	15	44,731
Portage	80.6	131	162,466	Erie	59.2	44	74,266	Fayette	42.1	12	28,525	Ross	32.6	25	76,666
Washington	78.4	47	59,911	Guernsey	59.2	23	38,875	Logan	41.6	19	45,672	Medina	32.3	58	179,746
Defiance	76.1	29	38,087	Mercer	58.3	24	41,172	Pickaway	41.1	24	58,457	Meigs	30.6	7	22,907
Holmes	75.1	33	43,960	Tuscarawas	56.5	52	91,987	Henry	40.7	11	27,006	Ottawa	29.6	12	40,525
Trumbull	73.7	146	197,974	Lucas	55.3	237	428,348	Delaware	40.6	85	209,177	Putnam	29.5	10	33,861
Wyandot	73.5	16	21,772	Darke	54.8	28	51,113	Hamilton	39.9	326	817,473	Muskingum	29.0	25	86,215
Stark	73.1	271	370,606	Pike	54.0	15	27,772	Wood	39.8	52	130,817	Paulding	26.8	5	18,672
Ashland	72.9	39	53,484	Clermont	53.8	111	206,428	Highland	39.4	17	43,161	Seneca	25.4	14	55,178
Wayne	72.6	84	115,710	Montgomery	53.6	285	531,687	Warren	38.8	91	234,602	Perry	24.9	9	36,134
Carroll	70.6	19	26,914	Van Wert	53.1	15	28,275	Clark	38.8	52	134,083	Athens	24.5	16	65,327
Allen	69.4	71	102,351	Knox	53.0	33	62,322	Fulton	38.0	16	42,126	Hancock	22.4	17	75,783
Summit	68.8	372	541,013	Scioto	51.8	39	75,314	Butler	37.3	143	383,134	Morgan	13.8	2	14,508
Lorain	68.1	211	309,833	Sandusky	51.3	30	58,518	Shelby	37.0	18	48,590	Coshocton	5.5	2	36,600
Columbiana	67.7	69	101,883	Jefferson	50.5	33	65,325	Preble	36.7	15	40,882	Vinton	0.0	0	13,085



coronavirus.ohio.gov

Statewide: Vaccine Status

By Total and % of Population

For single-dose vaccines, individuals are counted in both the "Vaccine Started" and "Vaccine Completed" categories.

Started (1st Dose)

Vaccine Started*, Change from Last 24 Hours****

15,654

Vaccine Started* by Population

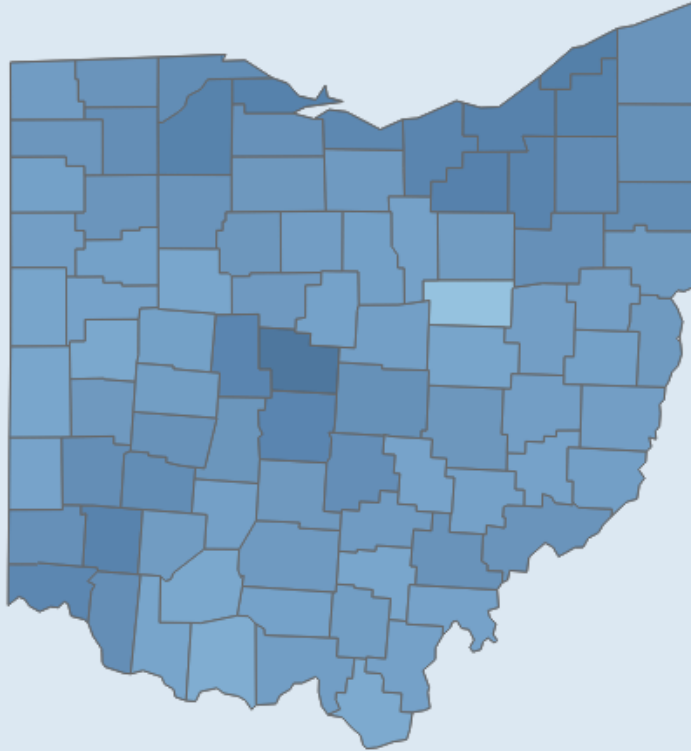
45.65%

Vaccine Started*, Total

5,335,840

Click County to Filter Metrics

Counties are colored by % of Population with Vaccine Started*



© 2021 Mapbox © OpenStreetMap

Residency Not Reported
8,818

Residents of Other States - Vaccinated in Ohio
151,891

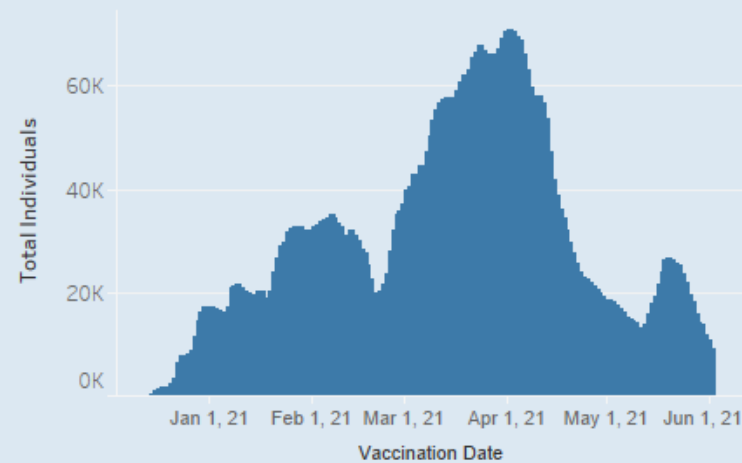
By Age Group

0-19	10.64%	307,271
20-29	37.09%	576,019
30-39	44.19%	652,692
40-49	50.69%	703,123
50-59	59.13%	911,794
60-64	69.84%	556,230
65-69	78.31%	522,219
70-74	83.01%	433,628
75-79	79.71%	285,033
80+	77.65%	387,831

By Ethnicity

Not Hispanic or Latino	37.17%	4,170,031
Unknown	NA	1,004,019
Hispanic or Latino	34.39%	161,790

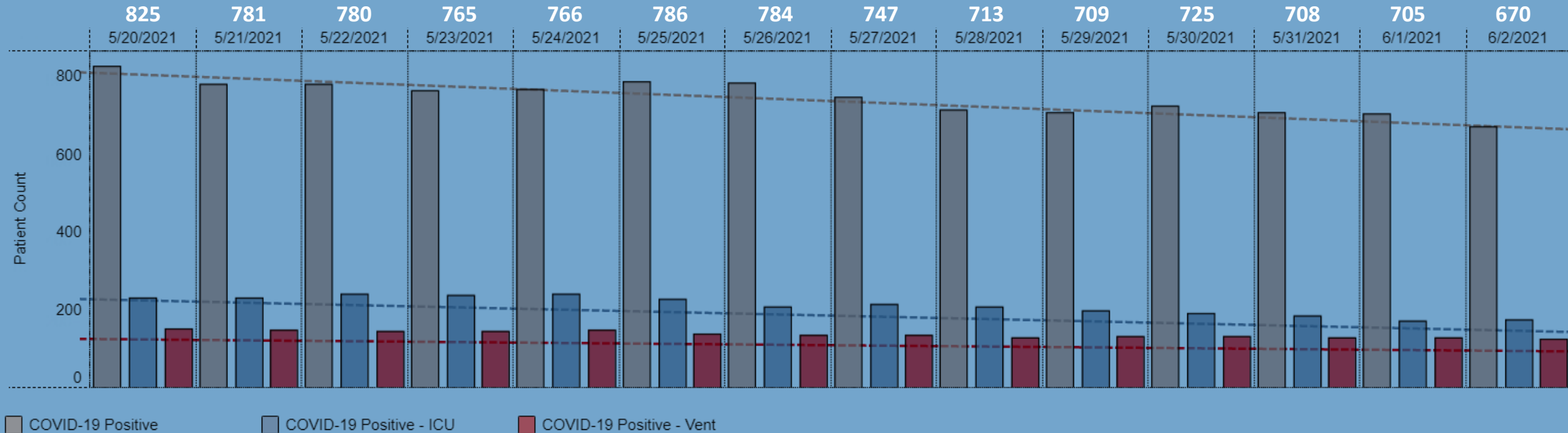
7-Day Moving Average



By Race

White	43.70%	4,174,208
Black or African American	28.70%	437,807
Other	NA	261,619
Unknown	NA	247,296
Asian	59.79%	174,271
Multiracial	8.40%	23,376
American Indian or Alaska Native	37.59%	12,784
Native Hawaiian or Other Pacific Islander	63.49%	4,479

Current Confirmed COVID - 19 Patient Count in Ohio Hospitals by Day*



*Reported to the Ohio Department of Health by the Ohio Hospital Association. Data as of 06/02/2021.