

State of Ohio | COVID - 19 Dashboard

Last Updated: 05-28-20
Updated daily at 2 p.m.

County Map | Cases

Select a County To Filter Dashboard

Case Classification Status

Filter all views by case classification

(All) Total Cases

View By

Pick an option to view in map

Cases

County Search

Search a county to highlight

Highlight County

Ethnicity

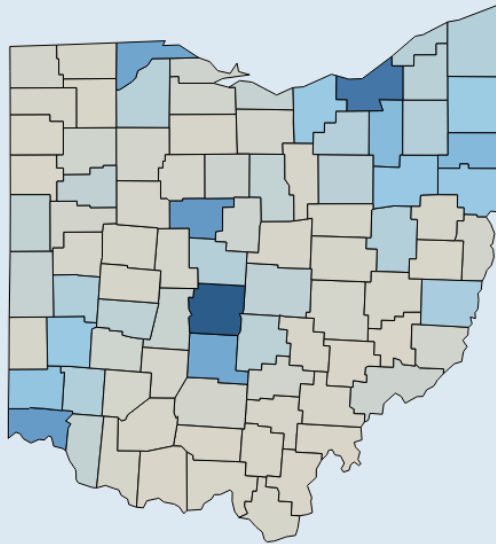
Select an ethnicity to filter the dashboard

(All)

Race

Select a race to filter the dashboard

(All)



© OpenStreetMap

Metrics | Cumulative and Daily Count

Cases

* Preliminary

33,915

Jan 1 Feb 1 Mar 1 Apr 1 May 1 Jun 1

Daily Case Count

Existing Case Count

View Count By:

Select to view hospitalization counts by daily or cumulative

Cumulative Count

Hospitalizations

* Preliminary

5,811

Jan 1 Feb 1 Mar 1 Apr 1 May 1 Jun 1

Deaths **

* Preliminary

2,098

Jan 1 Feb 1 Mar 1 Apr 1 May 1 Jun 1

Daily Death Count

Existing Death Count

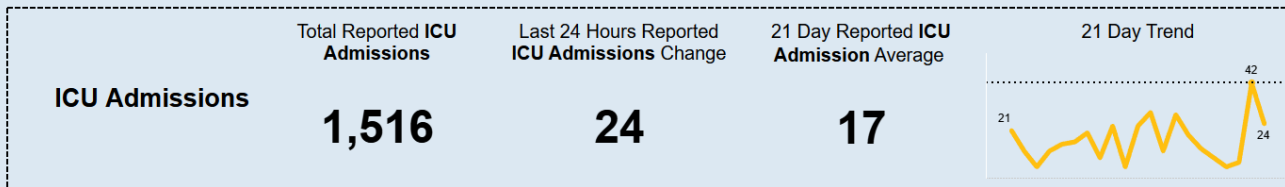
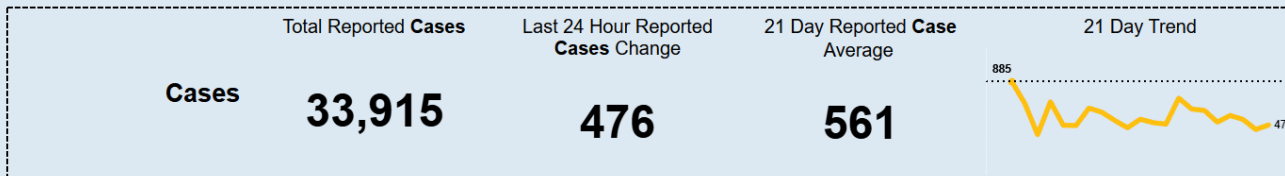
Note: Totals include Confirmed and CDC Expanded Case Definition (Probable)

Ohio

Department of Health

COVID - 19 | Key Indicators

Last Updated: 05-28-20



All dates are based when an indicator is reported and will not match data in other COVID-19 dashboards provided by the Ohio Department of Health. All other dashboards are based on onset date, date of hospitalization, or date of death.

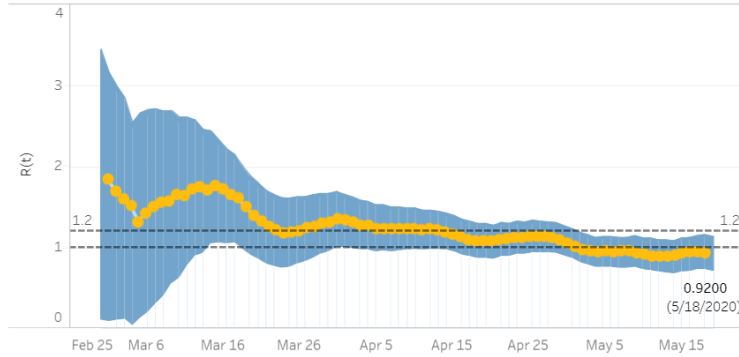
Note: Totals include Confirmed and CDC Expanded Case Definition (Probable)



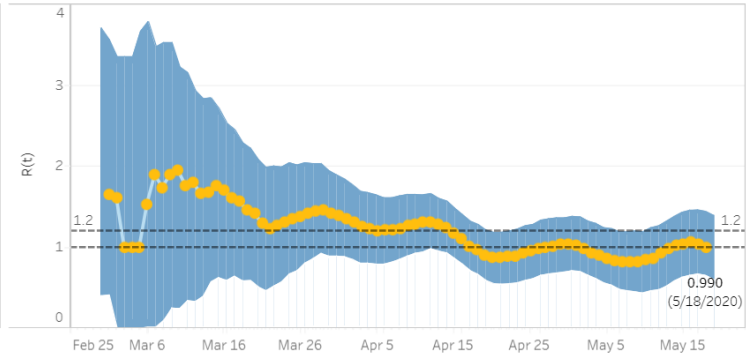
Department of Health

COVID-19 | Reproduction Number

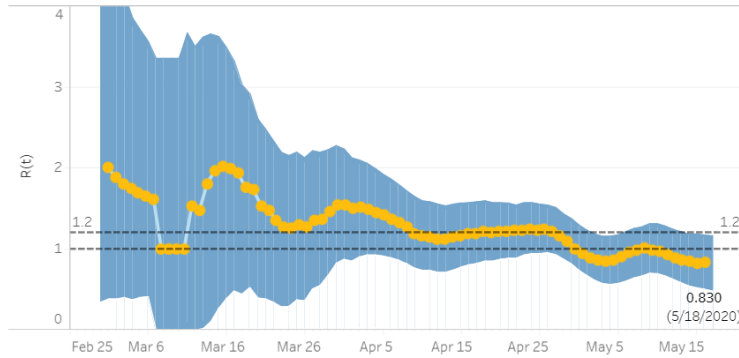
Ohio



Zone 1



Zone 2



Zone 3

