

## County Map | Cases

Select a County To Filter Dashboard

### Case Classification Status

Filter all views by case classification

(All) Total Cases

### View By

Pick an option to view in map

Cases

### County Search

Search a county to highlight

Highlight County

### Ethnicity

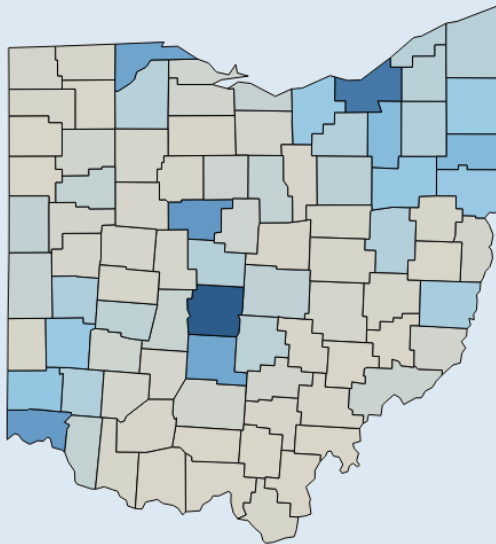
Select an ethnicity to filter the dashboard

(All)

### Race

Select a race to filter the dashboard

(All)



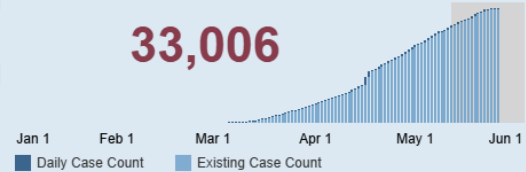
© OpenStreetMap

## Metrics | Cumulative and Daily Count

### Cases

\* Preliminary

33,006



Jan 1

Feb 1

Mar 1

Apr 1

May 1

Jun 1

Daily Case Count

Existing Case Count

View Count By:

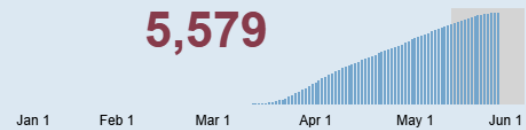
Select to view hospitalization counts by daily or cumulative

Cumulative Count

### Hospitalizations

\* Preliminary

5,579



Jan 1

Feb 1

Mar 1

Apr 1

May 1

Jun 1

Daily Hospitalization Count

Existing Hospitalization Count

### Deaths \*\*

\* Preliminary

2,002



Jan 1

Feb 1

Mar 1

Apr 1

May 1

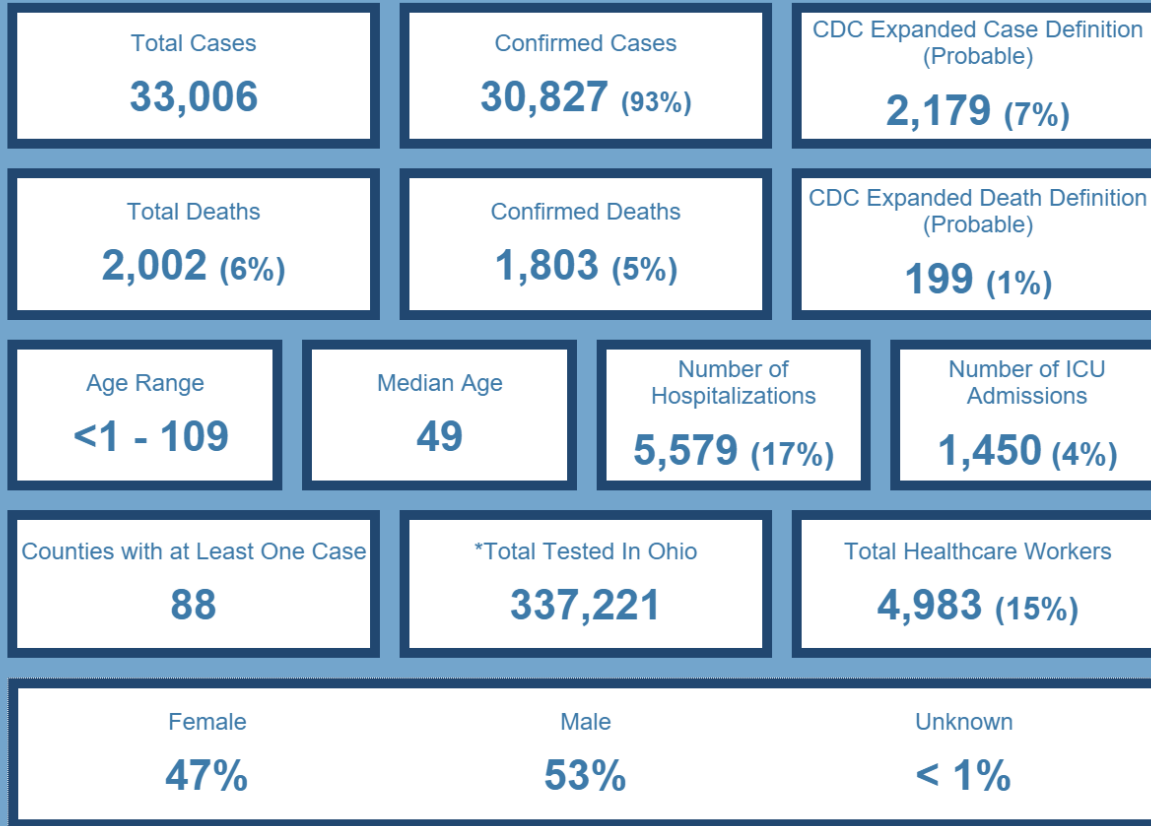
Jun 1

Daily Death Count

Existing Death Count

Note: Totals include Confirmed and CDC Expanded Case Definition (Probable)

# COVID – 19 | KEY METRICS



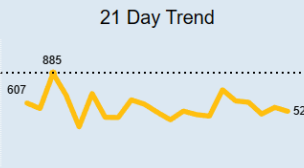
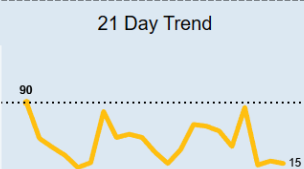
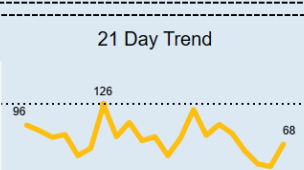
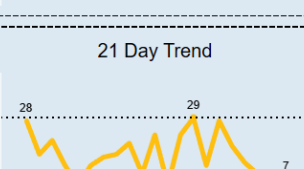
\*Includes testing performed on Ohio residents and voluntarily reported to the Ohio Department of Health as of 5/26/2020 at 2PM



Department  
of Health

# COVID - 19 | Key Indicators

Last Updated: 05-26-20

	Total Reported <b>Cases</b>	Last 24 Hour Reported <b>Cases</b> Change	21 Day Reported <b>Case</b> Average	21 Day Trend
<b>Cases</b>	<b>33,006</b>	<b>529</b>	<b>573</b>	
<b>Deaths</b>	<b>2,002</b>	<b>15</b>	<b>41</b>	
<b>Hospitalizations</b>	<b>5,579</b>	<b>68</b>	<b>77</b>	
<b>ICU Admissions</b>	<b>1,450</b>	<b>7</b>	<b>16</b>	

All dates are based when an indicator is reported and will not match data in other COVID-19 dashboards provided by the Ohio Department of Health. All other dashboards are based on onset date, date of hospitalization, or date of death.

Note: Totals include Confirmed and CDC Expanded Case Definition (Probable)

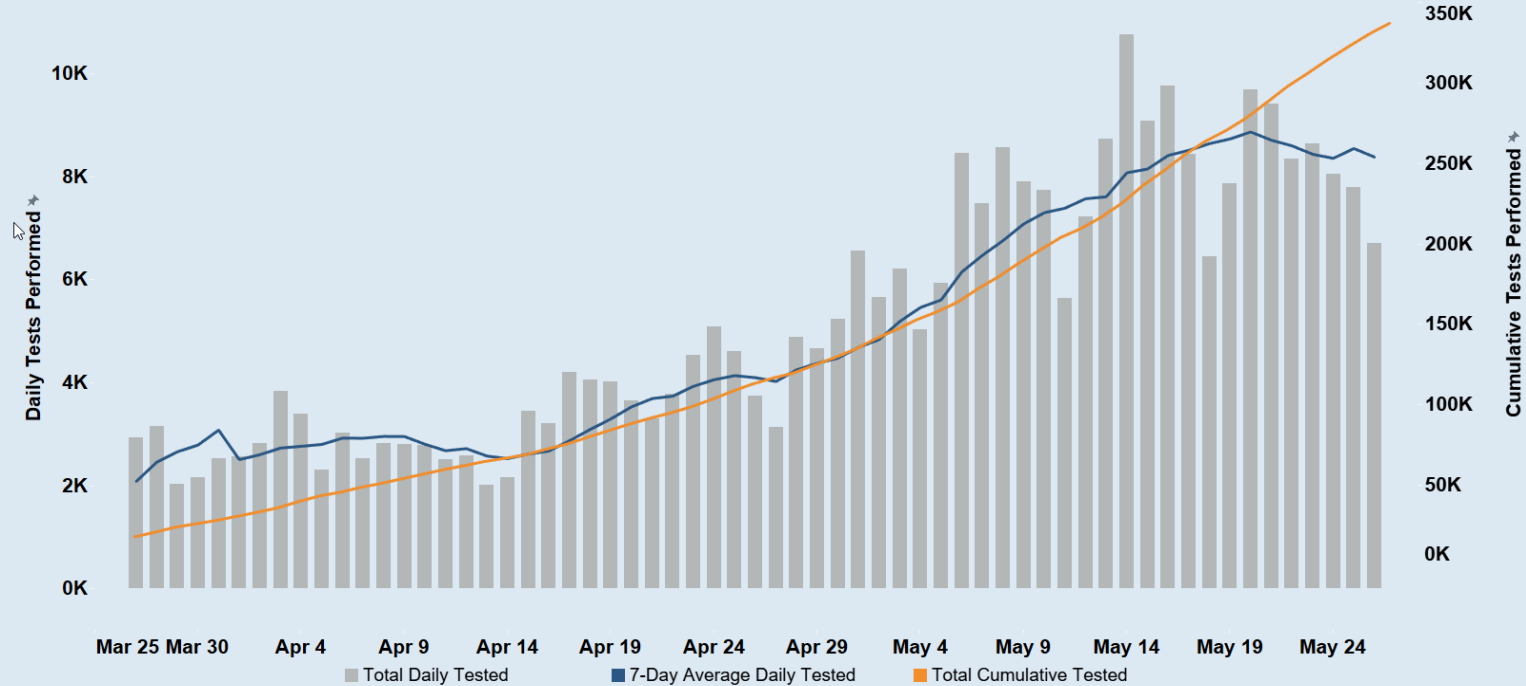


Department of Health

# COVID - 19 | Total Test Performed

Last Updated: 05-26-20

## Total COVID - 19 Tests Performed - Ohio



All dates are based when an indicator is reported and will not match data in other COVID-19 dashboards provided by the Ohio Department of Health. All other dashboards are based on onset date, date of hospitalization, or date of death.

# COVID-19 | Reproduction Number

