

## County Map | Cases

Select a County To Filter Dashboard

### Case Classification Status

Filter all views by case classification

(All) Total Cases

### View By

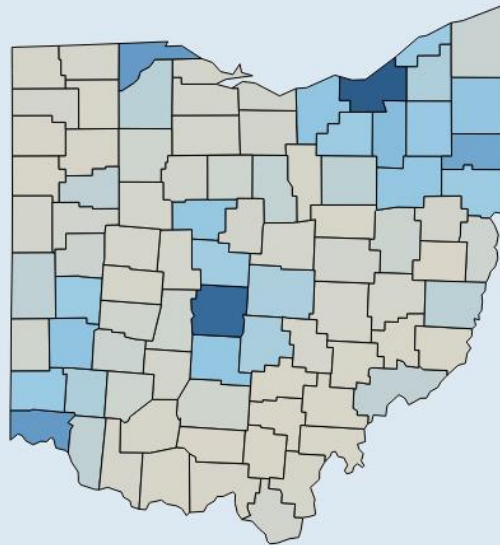
Pick an option to view in map

Cases

### County Search

Search a county to highlight

Highlight County



## Metrics | Cumulative and Daily Count

### Cases

7,791

\* Preliminary

Feb 4 Feb 19 Mar 5 Mar 20 Apr 4 Apr 19

Daily Case Count

Existing Case Count

### Hospitalizations

2,237

### Deaths \*\*

\* Preliminary

361

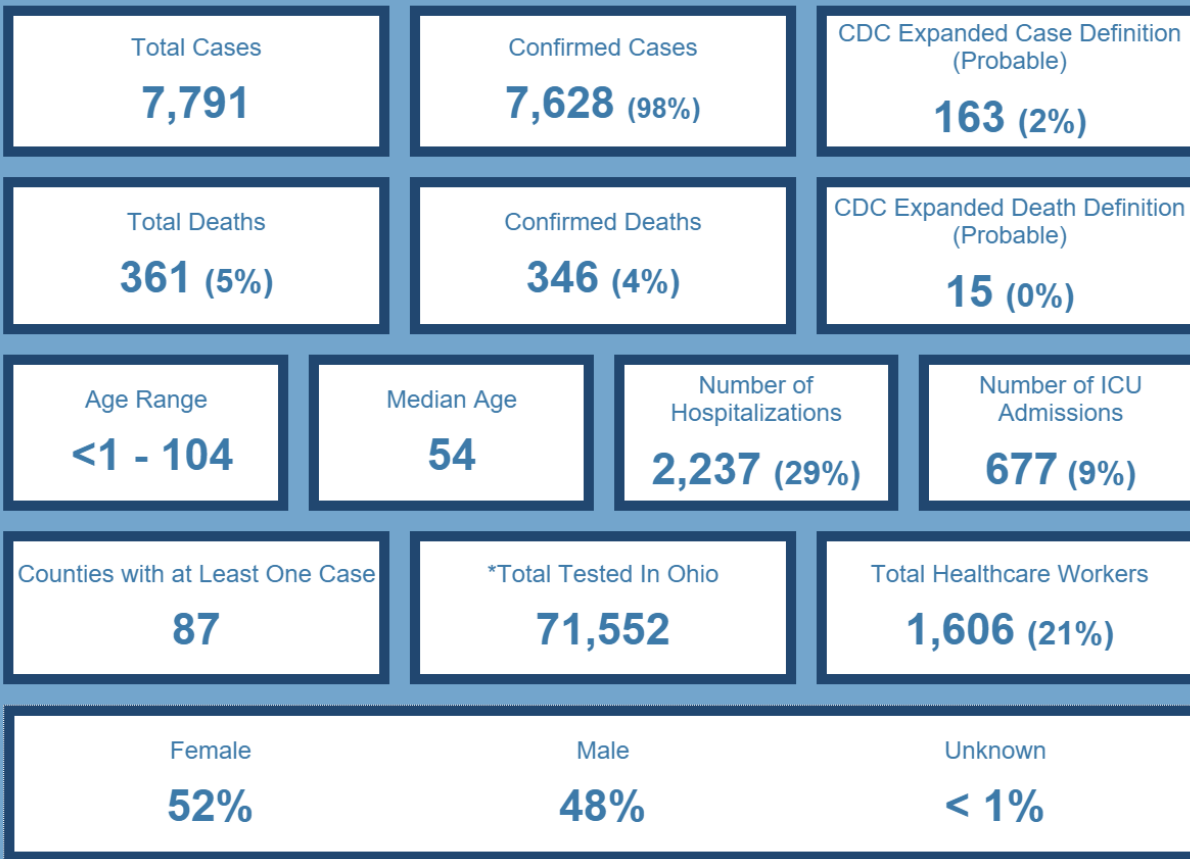
Feb 4 Feb 19 Mar 5 Mar 20 Apr 4 Apr 19

Daily Death Count

Existing Death Count

Note: Totals include Confirmed and CDC Expanded Case Definition (Probable)

# COVID – 19 | KEY METRICS



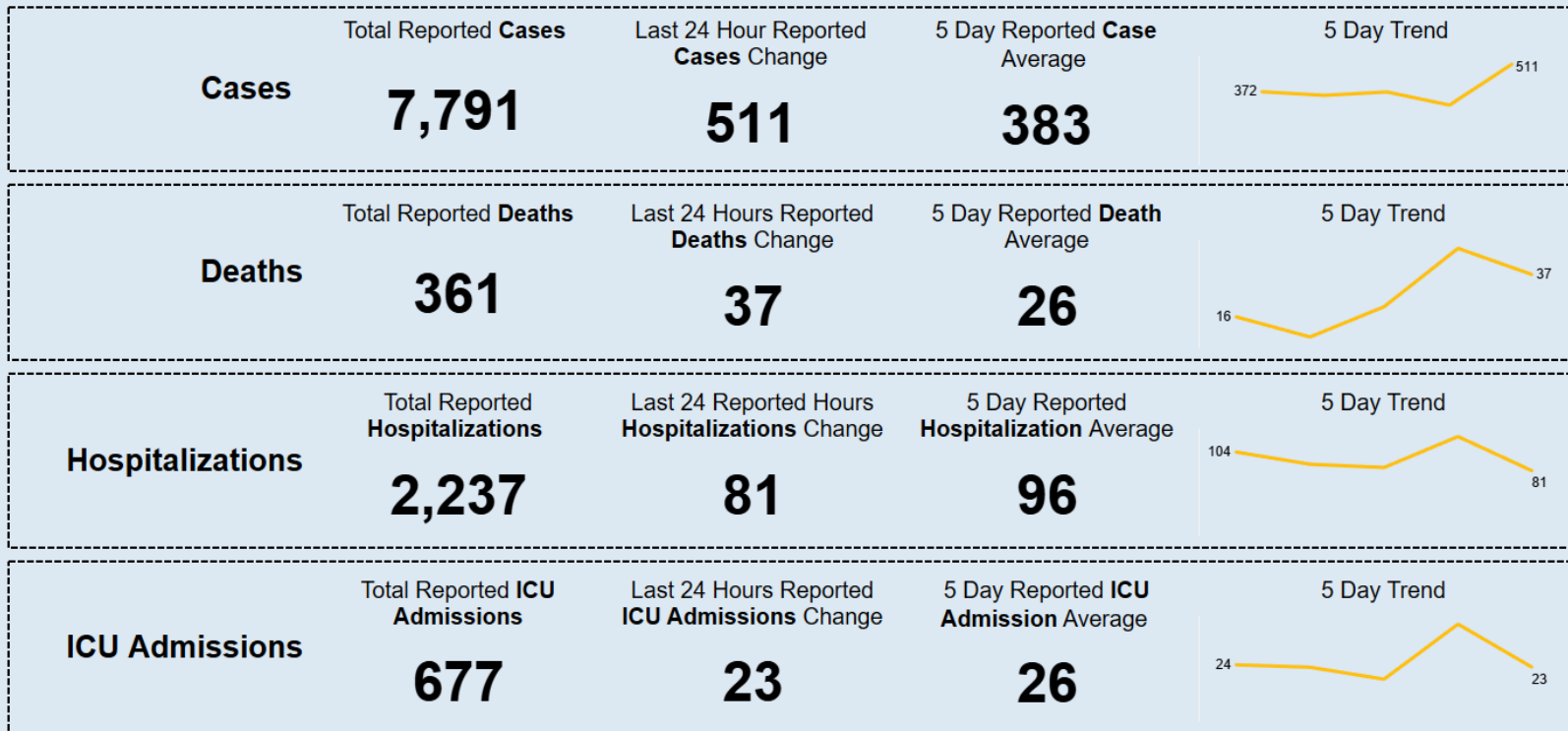
\*Includes testing performed on Ohio residents and voluntarily reported to the Ohio Department of Health as of 4/15/2020 at 2PM



Department  
of Health

# COVID - 19 | Key Indicators

Last Updated: 04-15-20



All dates are based when an indicator is reported and will not match data in other COVID-19 dashboards provided by the Ohio Department of Health. All other dashboards are based on onset date, date of hospitalization, or date of death.

Note: Totals include Confirmed and CDC Expanded Case Definition (Probable)