

County Map | Total Cases

Select a County To Filter Dashboard

View By

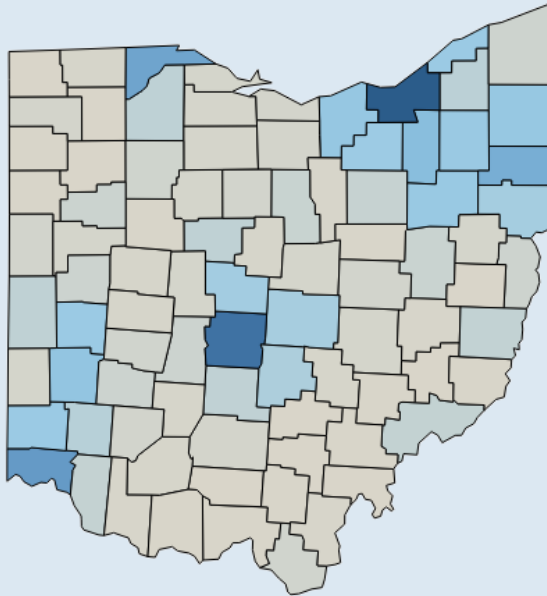
Pick an option to view in map

Total Cases

County Search

Search a county to highlight

Highlight County



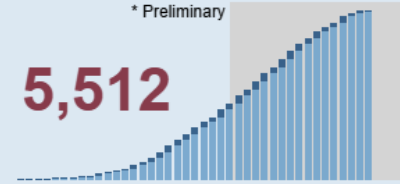
© OpenStreetMap

Metrics | Total Count and Daily Count

Total Cases

* Preliminary

5,512



Feb 4 Feb 14 Feb 24 Mar 5 Mar 15 Mar 25 Apr 4

■ Daily Case Count

■ Existing Case Count

Total Hospitalizations

1,612

Total Deaths **

213

Feb 4 Feb 14 Feb 24 Mar 5 Mar 15 Mar 25 Apr 4

■ Daily Death Count

■ Existing Death Count

Ohio

Department of Health

COVID – 19 | KEY METRICS

Total Cases:

5,512

Age Range:

<1 - 101

Median Age:

54

Counties with at Least
One Case

84

Number of
Hospitalizations

1,612 (29%)

Number of ICU
Admissions

497 (9%)

Number of Deaths

213 (4%)

Total Confirmed
Healthcare Workers

1,137 (21%)

*Total Tested In Ohio

55,985

Female

52%

Male

48%

Unknown

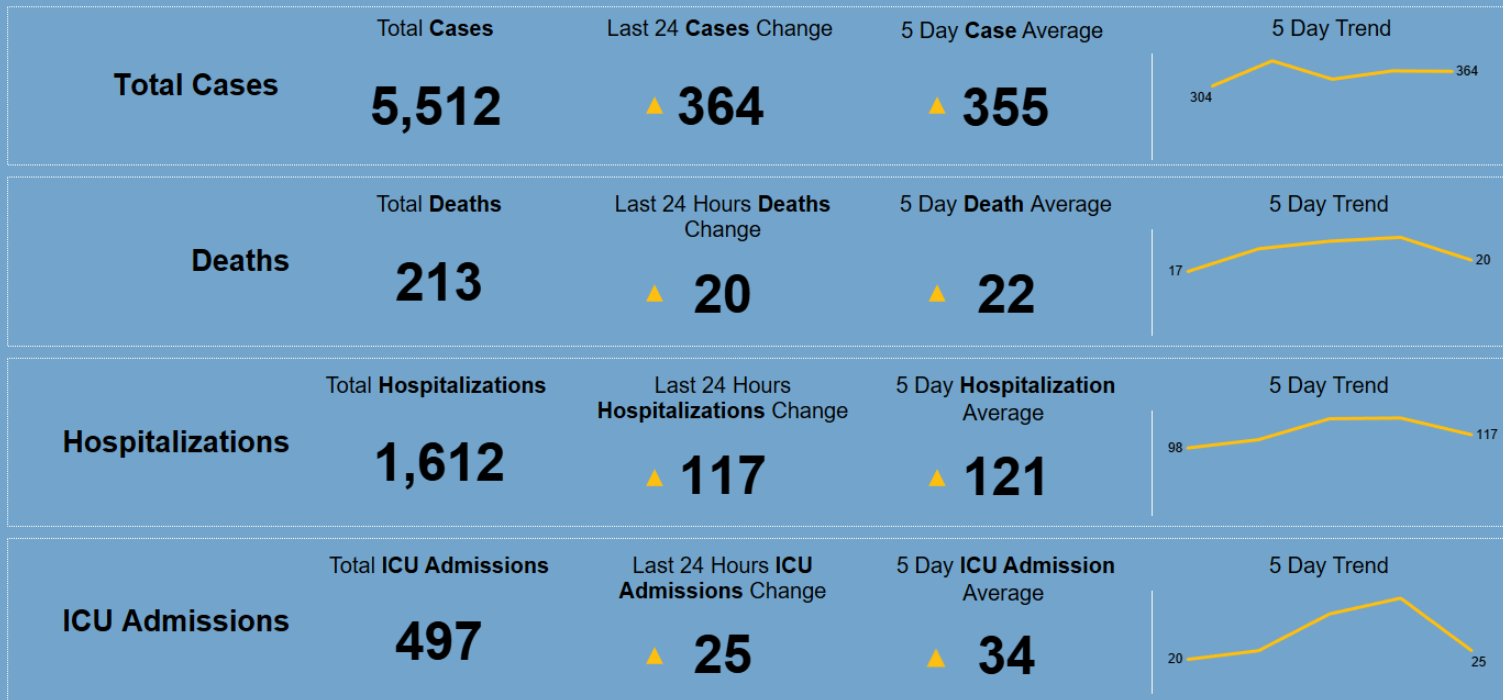
< 1%



Department
of Health

COVID - 19 | * Key Indicators

Last Updated: 04-09-20



* All dates are based on when the indicator is reported