

County Map | Total Cases

Select a County To Filter Dashboard

View By

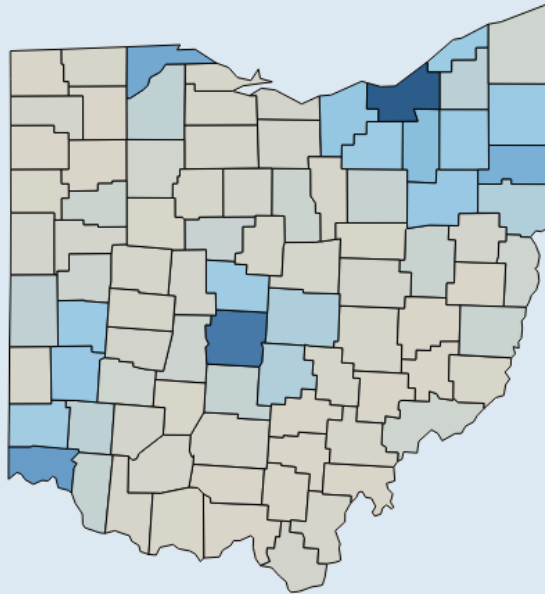
Pick an option to view in map

Total Cases

County Search

Search a county to highlight

Highlight County



© OpenStreetMap

Metrics | Total Count and Daily Count

Total Cases

* Preliminary

4,450

Feb 4 Feb 14 Feb 24 Mar 5 Mar 15 Mar 25 Apr 4

■ Daily Case Count

■ Existing Case Count

Total Hospitalizations

1,214

Total Deaths **

142

Feb 4 Feb 14 Feb 24 Mar 5 Mar 15 Mar 25 Apr 4

■ Daily Death Count

■ Existing Death Count

Ohio

Department
of Health

COVID – 19 | KEY METRICS

Total Confirmed Cases:

4,450

Age Range:

<1 - 101

Median Age:

54

Counties with at Least
One Case

81

Number of
Hospitalizations

1,214 (27%)

Number of ICU
Admissions

371 (8%)

Number of Deaths

142 (3%)

Total Confirmed
Healthcare Workers

888 (20%)

*Total Tested In Ohio

48,378

Female

52%

Male

48%

Unknown

< 1%

*Includes testing performed on Ohio residents and voluntarily reported to the Ohio Department of Health as of 4/6/2020 at 2:00pm



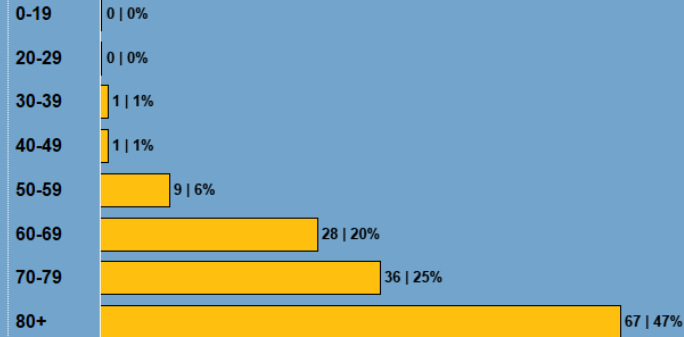
State Of Ohio | COVID - 19 Mortality Metrics

Total Death Count
142

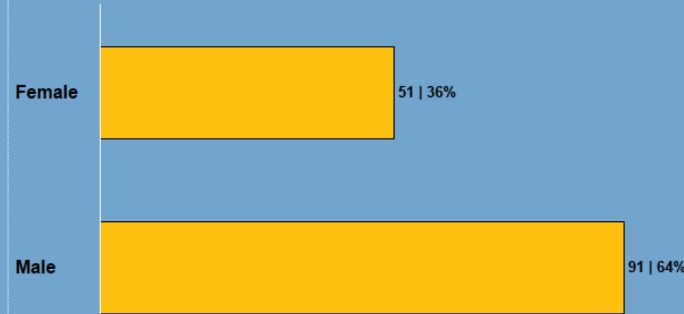
Median Age
78

Counties with a Death
31

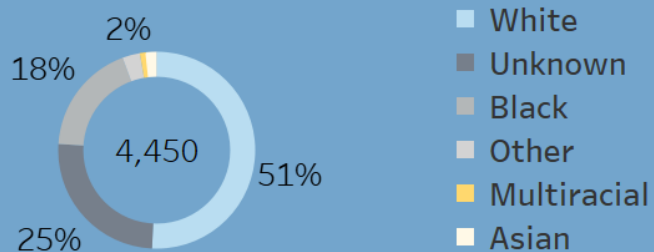
Age Range



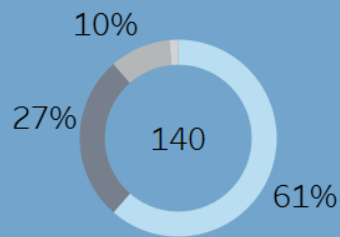
Sex



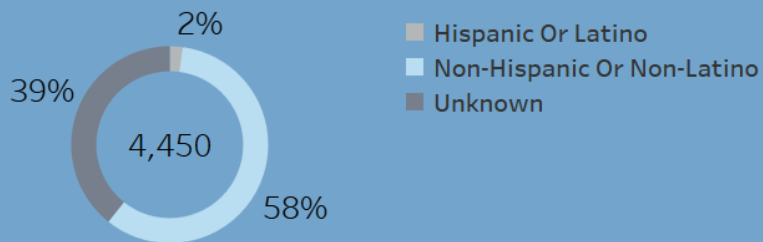
Cases by Race



Deaths by Race



Cases by Ethnicity



Deaths by Ethnicity

