

Request access to the Vaccination Provider Program (COVID-19) application

1. Visit ohid.ohio.gov and create an OH|ID account. (Or log in, if you already have one!)

Need help? Follow these [step-by-step instructions](#) to create a new OH|ID account.

The screenshot shows the OH|ID website. At the top, there's a navigation bar with 'Language Translation', 'An Official Site of Ohio.gov', and links for 'SECURITY', 'DEVELOPERS', 'HELP', and 'MANAGE OH|ID ACCOUNT'. The main heading is 'Secure access to State of Ohio services'. Below it, a text block explains that OH|ID provides a more secure and private experience. A red box highlights the 'Create OH|ID Account' button. To the right is a login form with fields for 'User ID' and 'Password', each with a 'FORGOT' link, a 'Log In' button, and a 'Get login help' link. Below the login form are three icons representing 'Simplified Experience for Users', 'Reduced Costs for Agencies', and 'Enhanced Security for Everyone', each with a brief description of the benefits.


2. From your account dashboard, click **Sites & Applications**.

The screenshot shows the OH|ID account dashboard. The top navigation bar is the same as the previous page. Below it is a secondary navigation bar with 'DASHBOARD', 'SITES & APPLICATIONS' (highlighted with a red box), 'SECURITY LEVEL', 'RECENT ACTIVITY', and 'DEVICES'. The main content area starts with 'Hello!' and a 'VIEW ALL APPS' link. Below that is a 'Security Level' section with 'Basic', 'Intermediate', and 'Advanced' (selected) tabs. To the right of the tabs is a text block explaining that adding an OH|ID application to favorites will show it here, with a link to 'access the catalog here'. On the left side of the dashboard, there's a sidebar with 'EDIT NAME', 'CHANGE PASSWORD', 'EDIT EMAIL' (showing '@gmail.com'), and 'ACCOUNT SETTINGS'.


3. Search "Vaccination Provider Program" under *Other Sites & Applications Under OH|ID*.

My Sites & Applications


You have access to the sites and applications listed below. Click the "Go To Site" link under an app to open it. Click the star icon to make your favorite applications appear right on your Dashboard




Department of Education Application Request
Request access to Education applications
[Go To Site](#)



Educator Licensure and Records (CORE)
Apply, renew, and maintain licenses
[Go To Site](#)



Ohio Education Directory System (OEDS)
Directory of schools and districts
[Go To Site](#)



Ohio Learn
Connect to training offered by State of Ohio agencies.
[Go To Site](#)


Other Sites & Applications under OH|ID

Search for new applications and sites from State of Ohio Agencies. Click an application image to learn more about it and request access.


Filter by Categories: [ALL CATEGORIES](#)

Filter by State Agencies: [ALL AGENCIES](#)

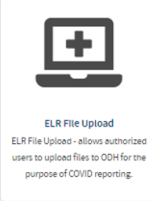
B C D E F G H I J K L M N O P Q R S T U V W X Y



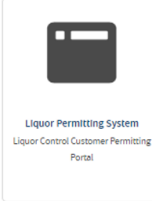
Department of Education Profile Setup
Create a profile with the Department



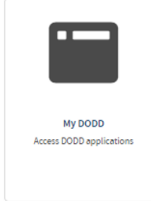
Department of Taxation Online Notice Response Service
Securely send documents in response to most notices received from the Department




ELR File Upload
ELR File Upload - allows authorized users to upload files to ODH for the purpose of COVID reporting.



Liquor Permitting System
Liquor Control Customer Permitting Portal



My DODD
Access DODD applications



Ohio Department of Mental Health & Addiction Services
Access to OhioMHAS Web Applications

4. Click the icon for the Vaccination Provider Program (COVID-19) application.

Other Sites & Applications under OH|ID

Search for new applications and sites from State of Ohio Agencies. Click an application image to learn more about it and request access.


Filter by Categories:

Filter by State Agencies:

[DEPARTMENT OF ADMINISTRATIVE SERVICES](#) [DEPARTMENT OF COMMERCE](#)
[DEPARTMENT OF DEVELOPMENTAL DISABILITIES](#) [DEPARTMENT OF EDUCATION](#) [DEPARTMENT OF HEALTH](#)
[DEPARTMENT OF MENTAL HEALTH AND ADDICTION SERVICES](#) [DEPARTMENT OF TAXATION](#)
[DEPARTMENT OF TRANSPORTATION](#) [HUMAN RESOURCES DIVISION](#)
[PUBLIC UTILITIES COMMISSION OF OHIO](#) [STATE AGENCIES](#)

B C D E F G H I J K L M N O P Q R S T U V W X Y

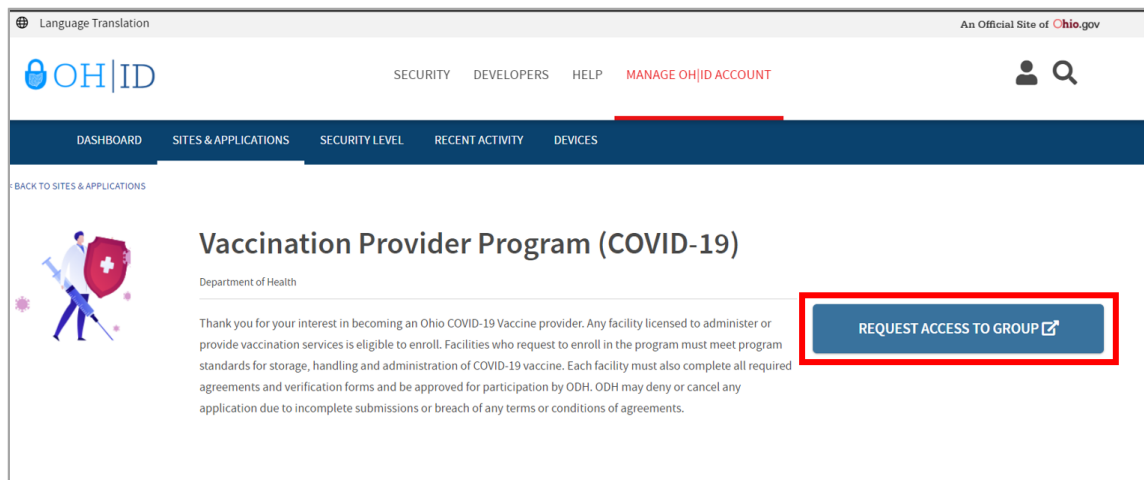
Your filter is showing 1 results: Vaccination Provider Program



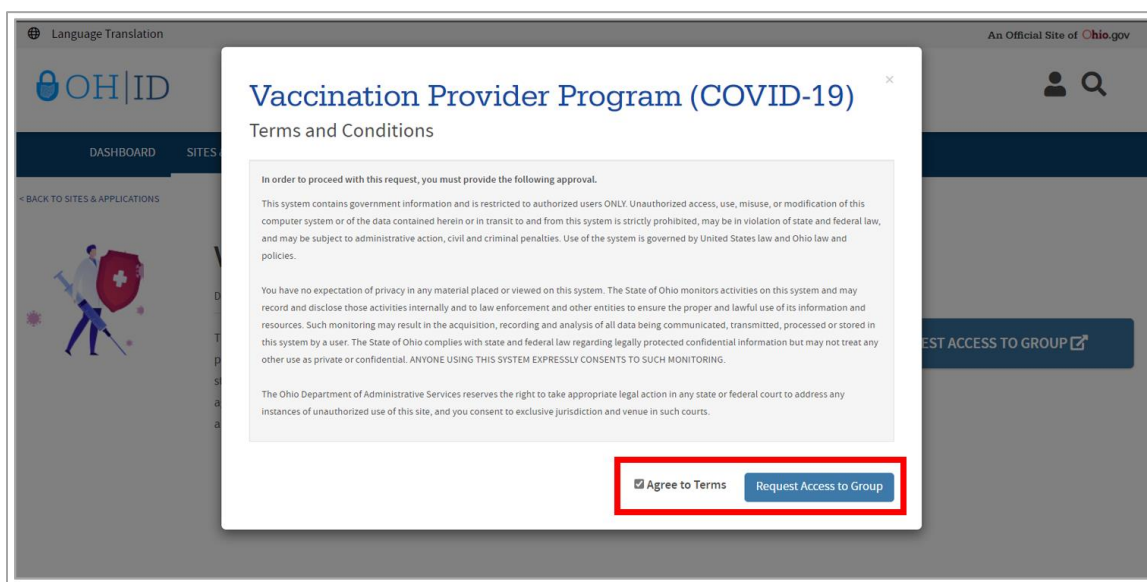
Vaccination Provider Program (COVID-19)
If your facility is licensed to administer vaccination services, you are eligible to enroll.

1

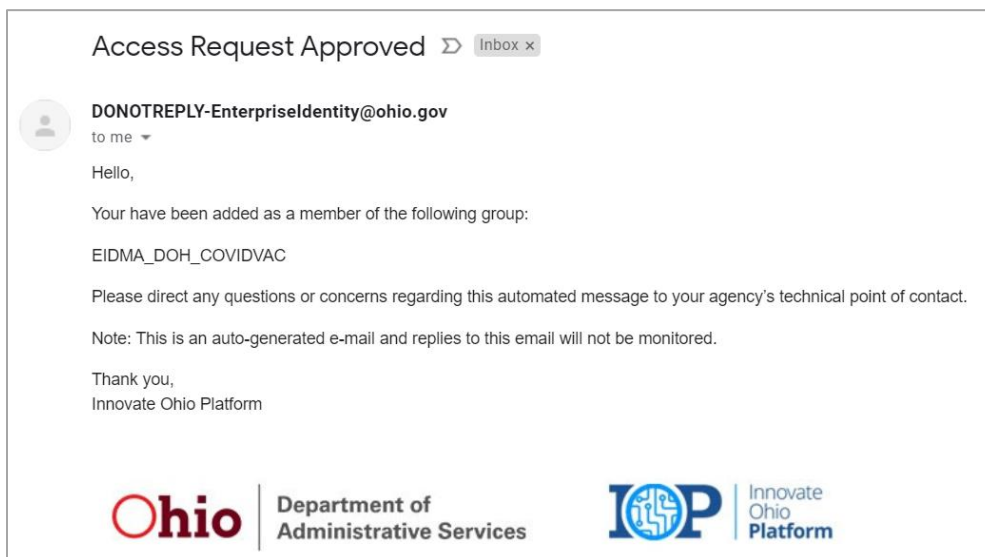
5. Click **Request Access to Group**.



6. Check the box to agree to the Terms. Then, click **Request Access to Group**.

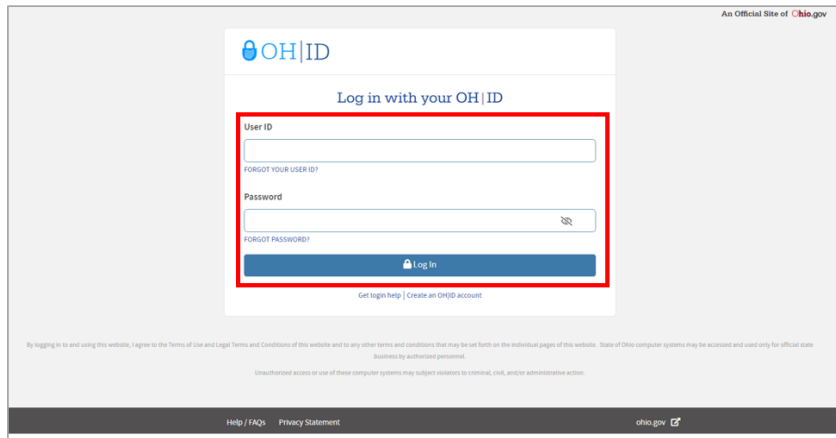


NOTE: You will be notified by email once your request is approved, generally within 24 hours.

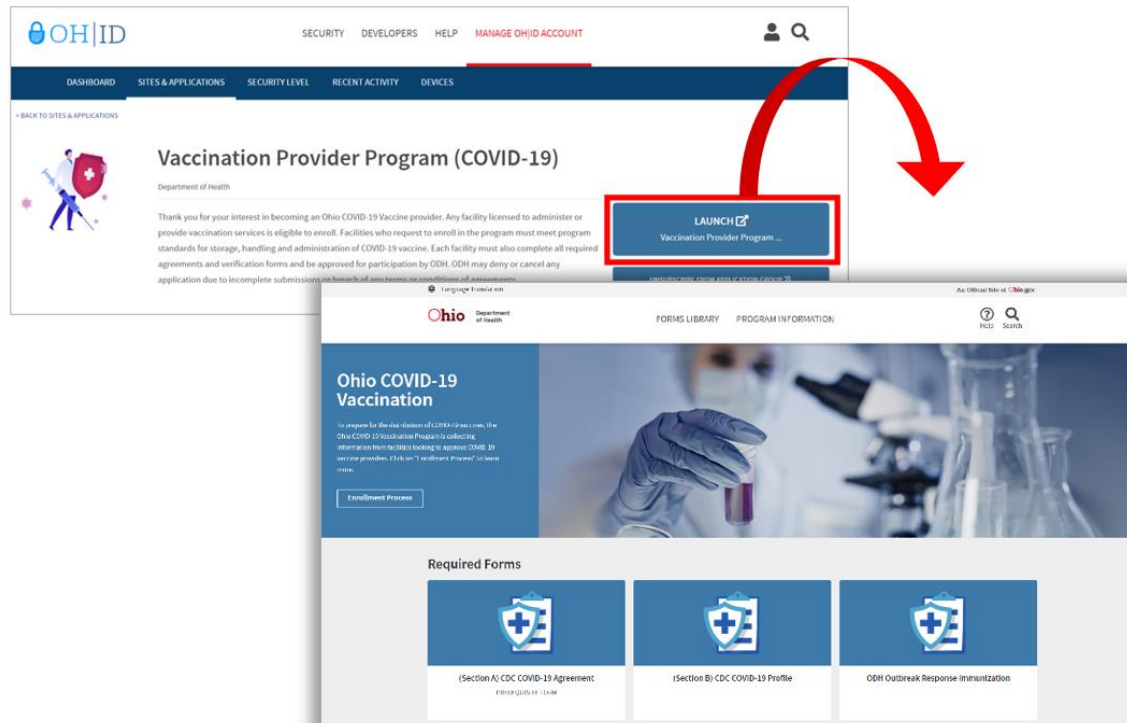



7. When your request is approved, click the link below and log in with your OH|ID, when prompted.

- <https://ohid.ohio.gov/wps/myportal/gov/ohid/manage-account/sites-and-applications/prod/covid-vac>

The image shows the OH|ID login page. At the top, it says "An Official Site of Ohio.gov". Below that is the OH|ID logo and the text "Log in with your OH|ID". There are two input fields: "User ID" and "Password". Below each field is a link: "FORGOT YOUR USER ID?" and "FORGOT PASSWORD?". At the bottom of the login box is a "Log In" button. Below the login box are links for "Get login help" and "Create an OH|ID account". At the very bottom, there are links for "Help / FAQs" and "Privacy Statement", and the "ohio.gov" logo.

8. Click **Launch** to open the Vaccination Provider Program (COVID-19). It will open in a new browser tab.

The image shows the "Vaccination Provider Program (COVID-19)" page. At the top, there is a navigation bar with "OH|ID" and "MANAGE OH|ID ACCOUNT". Below that is a sub-navigation bar with "DASHBOARD", "SITES & APPLICATIONS", "SECURITY LEVEL", "RECENT ACTIVITY", and "DEVICES". The main content area has a heading "Vaccination Provider Program (COVID-19)" and a "Department of Health" logo. Below the heading is a paragraph of text. To the right of the text is a "LAUNCH" button with a link icon. A red arrow points from the "LAUNCH" button to a second screenshot of the "Ohio COVID-19 Vaccination" page. This second page has a heading "Ohio COVID-19 Vaccination" and a "Department of Health" logo. Below the heading is a paragraph of text. To the right of the text is a "LAUNCH" button. Below the text is a "Required Forms" section with three cards: "(Section A) CDC COVID-19 Agreement", "(Section B) CDC COVID-19 Profile", and "ODH Outbreak Response Immunization".

Did you get an error message? Return to the OH|ID launch screen and click the profile icon  to log out of your OH|ID account. Then repeat steps 7 & 8. Doing this will refresh your session.

